

Mercedes-Benz



powered by



Deliveries to Third Parties - Data Sender

Contact:
IBL Support
[Contact form DQM](#)

As of: December 2022

Table of contents

1	Deliveries to third parties (D305)	3
1.1	Delivery note entry in DQM	3
1.1.1	Differentiation between the goods receipt plant and data receipt plant	4
1.2	Data creation as per VDA 4913	5
1.2.1	Additional fields	5
1.2.2	File name	5
1.3	Data creation as per EDIFACT DESADV	5
1.3.1	Additional fields	5
1.3.2	File name	5
1.4	Tracking a consignment in DQM (D306)	6
2	Contacts for questions	Fehler! Textmarke nicht definiert.
2.1	Contacts for all Mercedes-Benz AG plants	Fehler! Textmarke nicht definiert.

1 Deliveries to third parties (D305)

1.1 Delivery note entry in DQM

The **New consignment (D305)** navigation item enables the user to select the process for "delivery note entry for deliveries to 3rd parties (cross-trade)".

The only difference to delivery note entry for series/non-series scopes to plants of Mercedes-Benz AG is that the delivery note entry for third parties has the field "**Goods recipient number**".

The screenshot shows the SAP DQM 'New consignment (D305)' screen. The 'Goods recipient number' field is highlighted with a yellow box. The table below shows the data for this field and other related fields.

Field	Contents	Info
Goods receipt plant		
Data receipt plant		
Supplier number		
Goods recipient number		
Consignment freight reference number		
New transfer number	28235	
Transfer date		
Arrival time (EDI) / Creation time (Draft)		
Carrier data recipient		
Supplier plant		
Transport partner number		
Carrier		
Means of transport code	Number plate	
Means of transport number		
Means of transport information code		

Goods recipient number:

The Mercedes-Benz AG supplier number of the goods recipient must be entered here. This number is communicated by the respective ordering party.

Note:

If an invalid number is entered here, the data cannot be sent.

As a general rule, the "Deliveries to third party" process can only be performed in coordination with Mercedes-Benz AG and the data recipient.

1.1.1 Differentiation between the goods receipt plant and data receipt plant

The "Goods receipt plant" and "Data receipt plant" are displayed at the consignment level:

Field	Contents	Info
Goods receipt plant		
Data receipt plant	010	
Supplier number		
Goods recipient number		
Consignment freight reference number		
New transfer number	28235	
Transfer date		
Arrival time (EDI) / Creation time (Draft)		
Carrier data recipient		
Supplier plant		
Transport partner number		
Carrier		
Means of transport code	Number plate	
Means of transport number		
Means of transport information code		

Only the "Goods receipt plant" can be selected; the "Data receipt plant" is filled out automatically once the "Goods receipt plant" is selected.

Example (When do the goods receipt plant and the data receipt plant differ?):

If an EDI is sent to the "Goods receipt plant" 002, Control Center/Sales, the entry "010, Stuttgart Untertürkheim" automatically appears in the field "Data receipt plant". This is allocated automatically by a stored mapping table.

The delivery note level contains the "Customer plant" field:

Field	Contents	Info
Delivery note number		
Supplier number		
Unloading point		
Customer plant	010	
Point of use		
Delivery note date		
Final order number		
Mode of shipment		
Process code	Direct data exchange between supplier and customer	
Consignment		
Buyer		
Document number		

The "Customer plant" field is automatically filled out when the "Goods receipt plant" is selected if the field was first filled out at the consignment level and the delivery note level was then added. The "Goods receipt plant" and "Customer plant" plants are identical. Process: Delivery to plants

Caution:

Entries in the "Customer plant" field MUST NOT be changed for the deliveries to third party process.

1.2 Data creation as per VDA 4913

1.2.1 Additional fields

For cross-trade, the following fields must be specified in VDA 4913:

Record type	Position	Position	Data element	Input
711	011	59	Delivery identifier	H
713	013	60-68	Goods recipient number	8- or 9-digit supplier number of the goods recipient

1.2.2 File name

In order that the data can be routed correctly, a different file name must be used

MB050DRV instead of MB050WES

1.3 Data creation as per EDIFACT DESADV

1.3.1 Additional fields

For cross-trade, the following DESADV fields must be filled out:

VDA element	Data element	Edifact segment	Input
71111	Delivery identifier	BGM.1225	H
71313	Goods recipient number	NAD.3039 (NAD.3035=DP)	8- or 9-digit supplier number of the goods recipient






1.3.2 File name

In order that the data can be routed correctly, a different file name must be used

MB050DRVE instead of MB050DESA


1.4 Tracking a consignment in DQM (D306)

Once all of the necessary delivery note data has been entered and the consignment has been sent, the data is displayed under the navigation item "Consignments - Deliveries to third parties (D306)". The processing status shows whether the goods recipient has adopted your data or acquired your data with the recognition of differences.

Symbol	Description
	Unconfirmed
	Fully confirmed without differences
	Fully confirmed with differences
	Partially confirmed without differences
	Partially confirmed with differences

All sent and saved data (drafts) can be found after the registering process under "**Consignments – Search consignment data (D306)**".

The consignments that are confirmed by the goods recipient are also shown here. The confirmed consignment has an automatically assigned consignment number; the delivery note number remains unchanged. This allows for a distinction to be drawn between the original and confirmed consignments.

- Confirmed data are shown for 21 days.
- Unconfirmed data are deleted after one year.
- Activating the  **Consignments to a third party** D305 checkbox shows only consignments that have been sent to a third party.

Note:

The goods recipient is only shown for error-free consignments here for the purposes of confirmation. If an EDI error occurs, then this must be corrected by the data sender under "**Consignments – Search consignment data (D306)**".