

Mercedes-Benz



powered by



Manual Correcting sent data (DQM)

Contact

Logistics Quality Services (LQS)
Mail: ibl-support@daimler.com
Phone: +49 (0)30 / 887 215 588

As of: December 2021

Table of contents

1	Correcting sent data	3
1.1	Working with the delivery details screen in D301	3
1.2	Logging out of DQM without previous saving or changes	5
1.3	Corrections according to plant type	6
1.3.1	Standard correction	6
1.3.2	Advanced correction	9
3	Contacts for all Mercedes-Benz AG plants	12

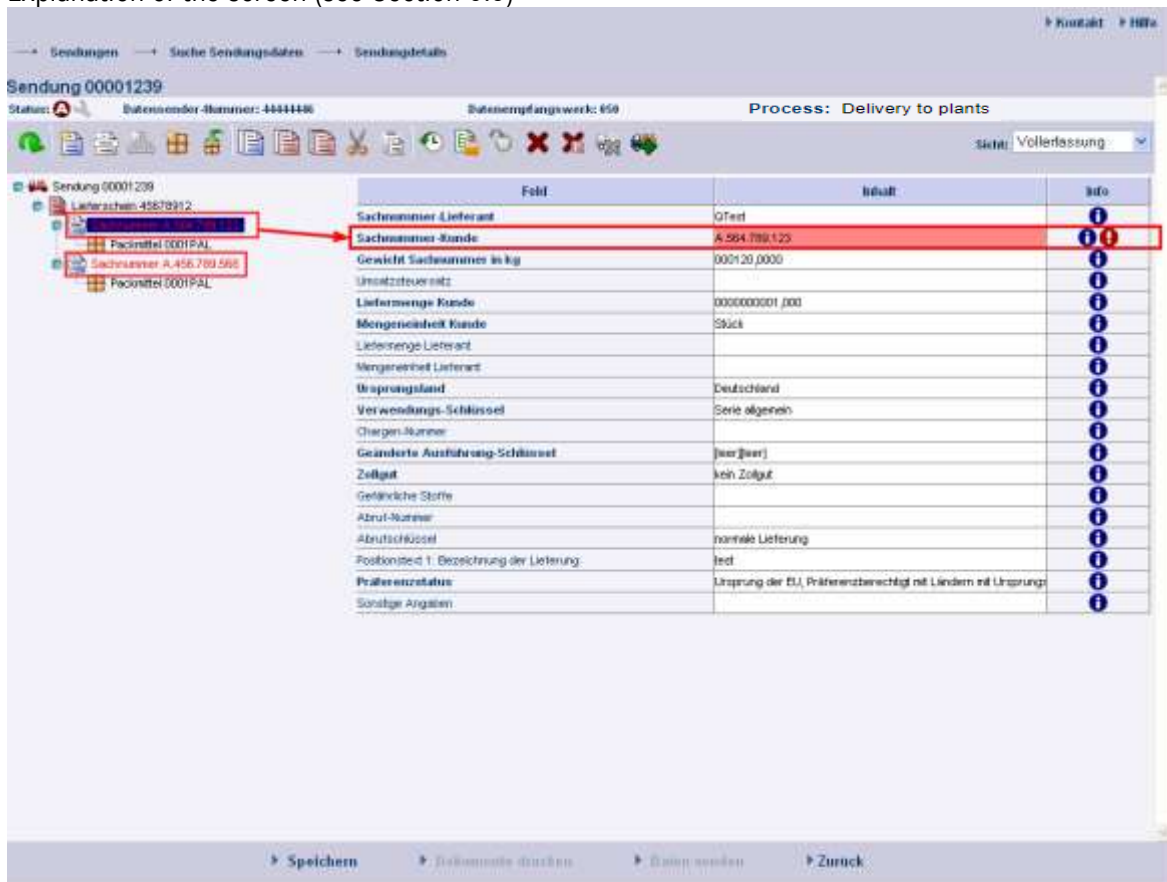
1 Correcting sent data

1.1 Working with the delivery details screen in D301

The **Correction function** enables the user to make corrections to the delivery data.

Clicking this **Symbol** brings the user to the **Consignment details** window of the corresponding selected delivery data.



Explanation of the screen (see Section 6.5)



1. Error

- A **red** symbol indicates errors in the hierarchies subordinate to the object. If text is highlighted **blue**, then this is a reference to an object that is displayed in the right section of the screen under Field and Content.
- An object with errors (delivery, delivery note, delivery note item, packaging item) is indicated in **red** type - the red type indicates errors within the object described.
- The error is in the field element on a **red** background.

2. Information:


The user has the option of viewing the error description by clicking on the  button or the field description by clicking on . A pop-up window appears containing the corresponding error message. Now you can make the corrections.

3. Fields:

- The field elements on a **gray** background are not verified during the checking process.
- The field elements on a **white** background, however, are verified during the checking process.
- Fields with headings in **bold** are mandatory fields and must be completed even if they do not need to be verified during a checking process.


4. Correction:

Once the user has made the corrections, there are two ways to proceed:

- **Check** 
Checks the current changes. Fields changed by the editor are subjected to corresponding checking processes, provided the fields are not on a gray background.



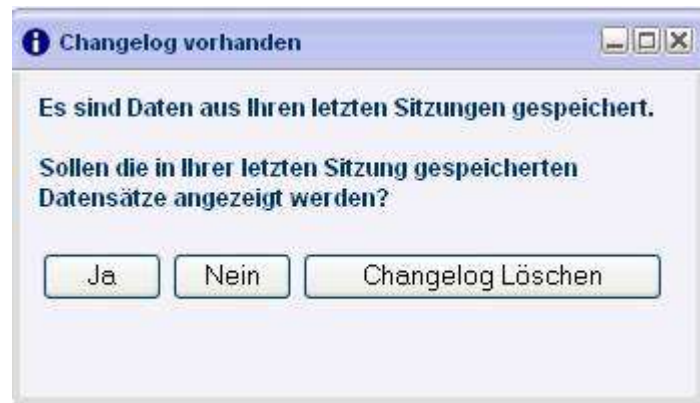
- **Save**
The changes are only saved if the **Save** link is explicitly clicked in the screen (see Section 7.2).

Clicking on the **Save** link saves the changes. The changes are transferred to the Mercedes-Benz AG target system as soon as the consignment has the status "".

5. Click the **Back** link to return to the delivery overview.

1.2 Logging out of DQM without previous saving or changes

If data have been changed and checked within an object but not saved, then it is still possible to log out of DQM. When the user next logs in, they will be shown a corresponding notification.





1. Clicking the **Yes** button will display the most recently edited object.
2. Clicking the **No** button keeps the changes that were previously made. However, the most recently edited object will not be displayed.
3. Clicking **Delete change log** deletes the changes that were previously made.

1.3 Corrections according to plant type


Depending on which Mercedes-Benz AG plant is to receive consignments, the user can choose from several functions for correcting data. Further processing of the data in the follow-on systems and their connection determine whether and to what extent the delivery data can be corrected.

In the header of the "Clearing" screen, the data receipt plants are identified with a corresponding symbol:

Symbol	Designation	Description
	Standard correction	In a plant such as this, the same standard correction options are available to the user as was previously the case.
	Advanced correction	In one of these plants, advanced correction options are available to the user.

The methods for corrections are described in the following sections.

1.3.1 Standard correction


A data receipt plant with the  symbol still has the established correction methods.

The following fields are considered **key fields** in the context of delivery editing:

- Incoming goods plant
- Data receipt plant
- Supplier number
- Consignment number (SLB number)

Depending on whether key fields are to be changed as part of a key field correction, various different editing steps need to be taken:

I. Editing steps if no key fields are changed

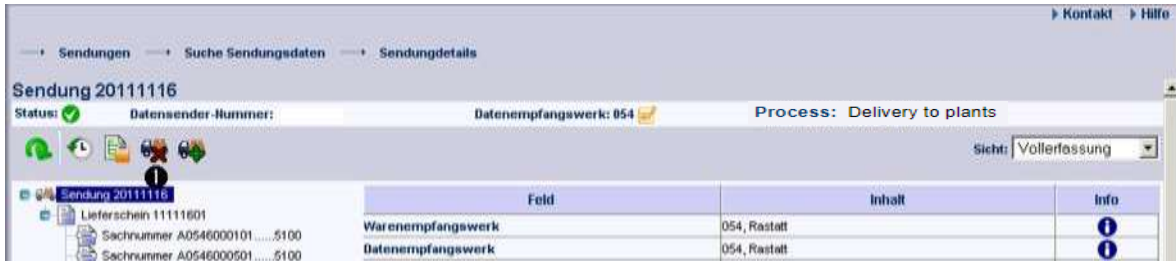
1. Making corrections to the delivery details without changing key fields
2.  the changes
3. Message: Save successful



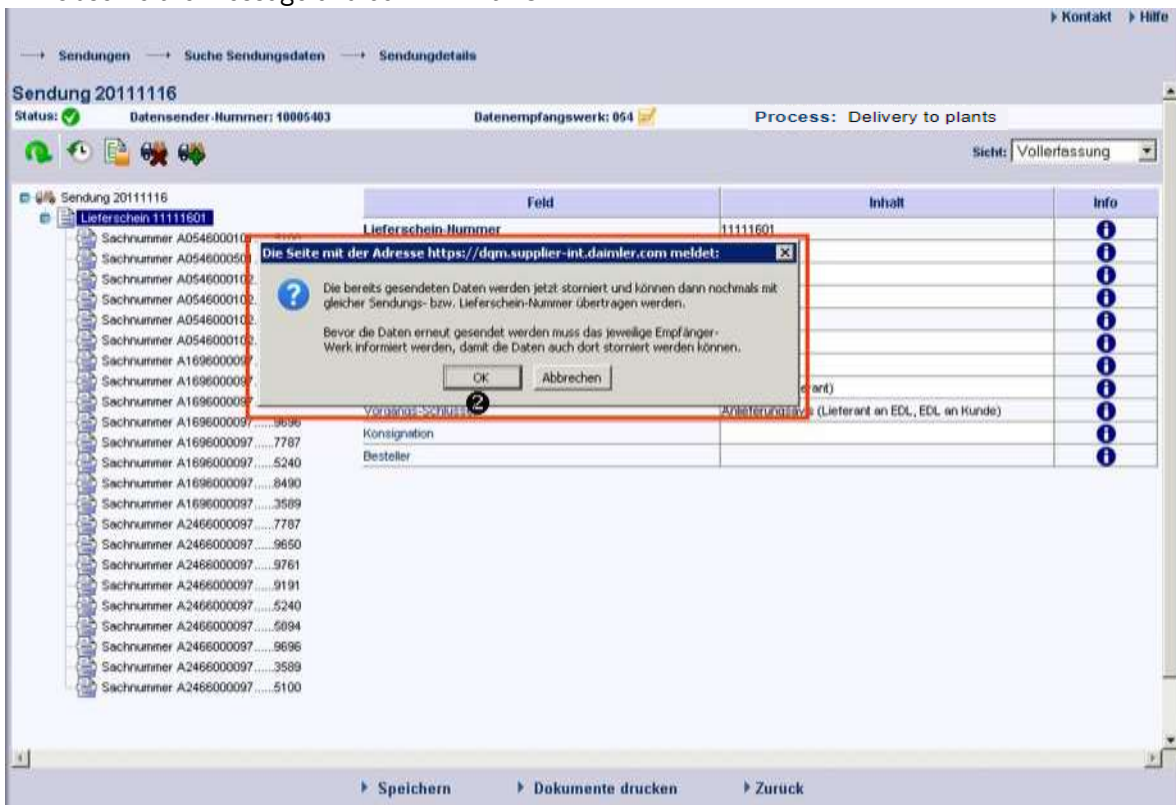
II. Editing steps if key fields are changed

Because correction of certain key fields for consignments is not permitted, the delivery that is to be changed can be canceled as described in the following, then used as a template and re-saved with corrected (key) fields before being sent once more.

1. Canceling a delivery



2. Observe the message and confirm with OK

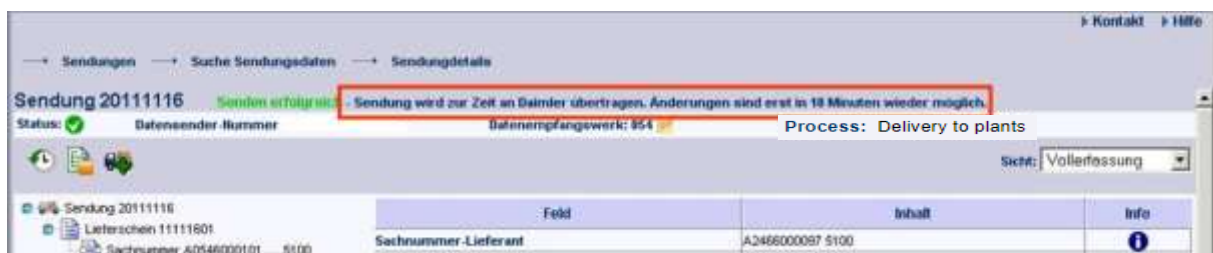


3. Use delivery as a template and perform corrections


4. Save corrected delivery



5. **Print document** and **Send data**. Before sending, please inform the receiving plant that the delivery will be canceled there first.
6. Observe message: Consignment is currently being transferred to Mercedes-Benz AG. Changes are only possible after a waiting period of 10 minutes.



1.3.2 Advanced correction

For a data receipt plant with the  symbol, comprehensive changes can be made in a process analogous to new order creation. Here, structural changes are possible, such as pasting in a new delivery note.


The entire toolbar is available to the user as soon as the delivery is released for changes once more.

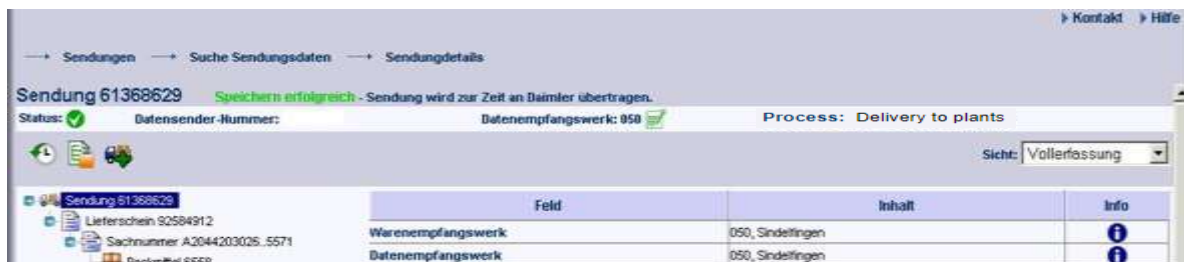
The following fields are considered **key fields** in the context of delivery editing:

- Incoming goods plant
- Data receipt plant
- Supplier number
- Consignment number (SLB number)

Depending on whether key fields are to be changed as part of a key field correction, various different editing steps need to be taken:

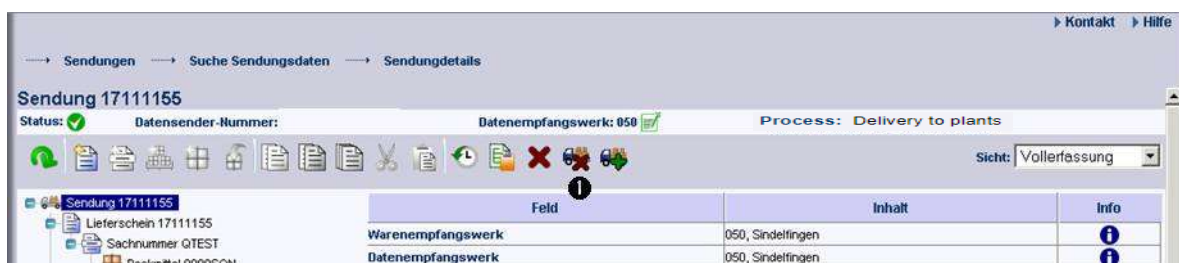
I. Editing steps if no key fields are changed

1. Making corrections to the delivery details without changing key fields
2.  the changes
3. Message: Save successful – delivery is currently being transferred to Mercedes-Benz AG.

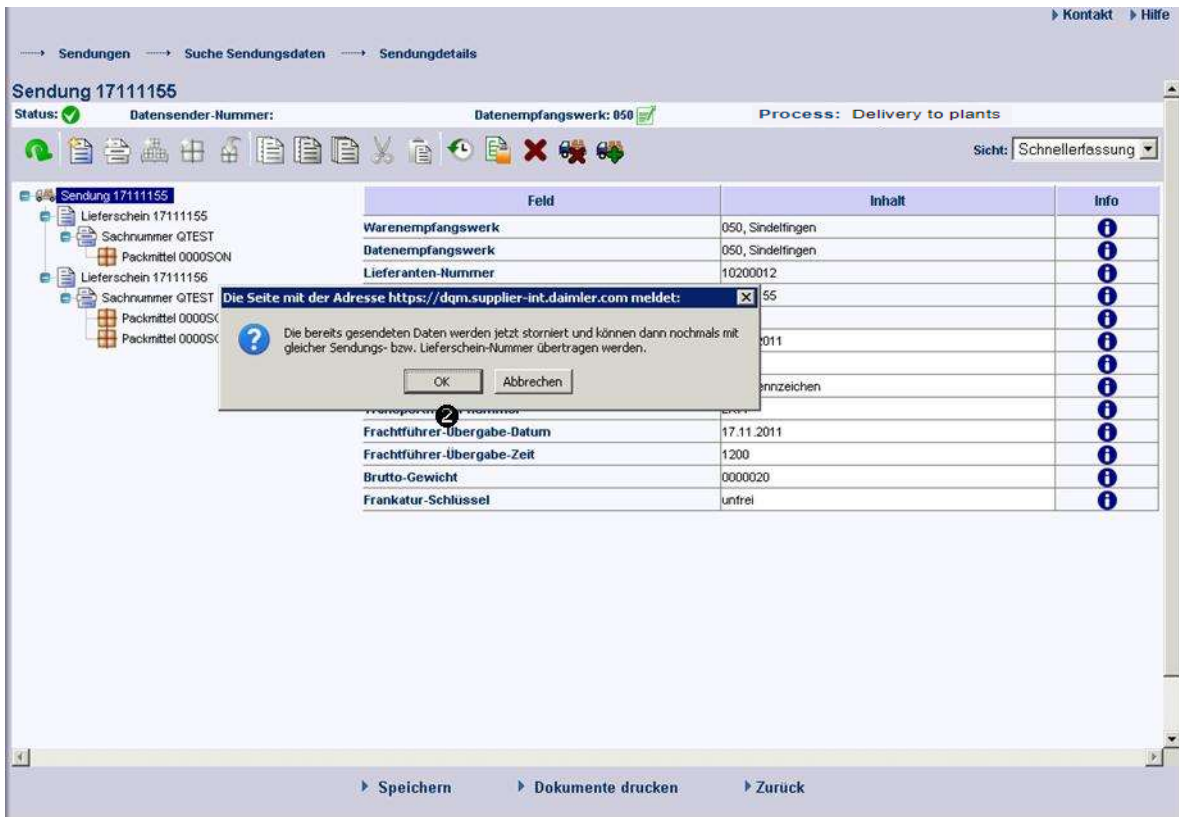


II. Editing steps if key fields are changed

1. Canceling a delivery



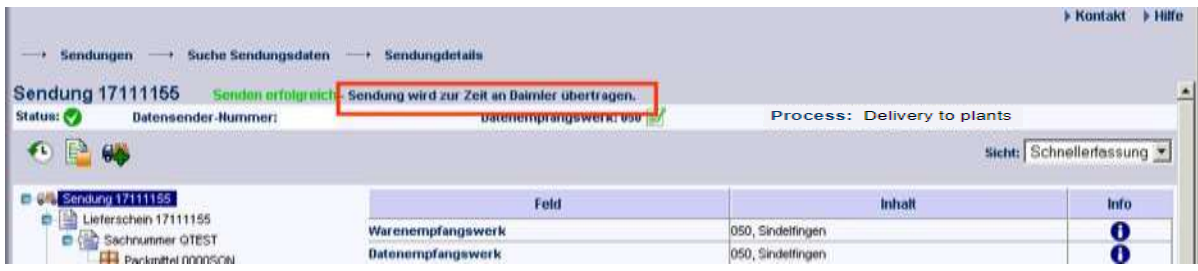
2. Observe message and confirm with **OK**



3. Use delivery as a template and perform corrections

4. Consignment **Speichern**

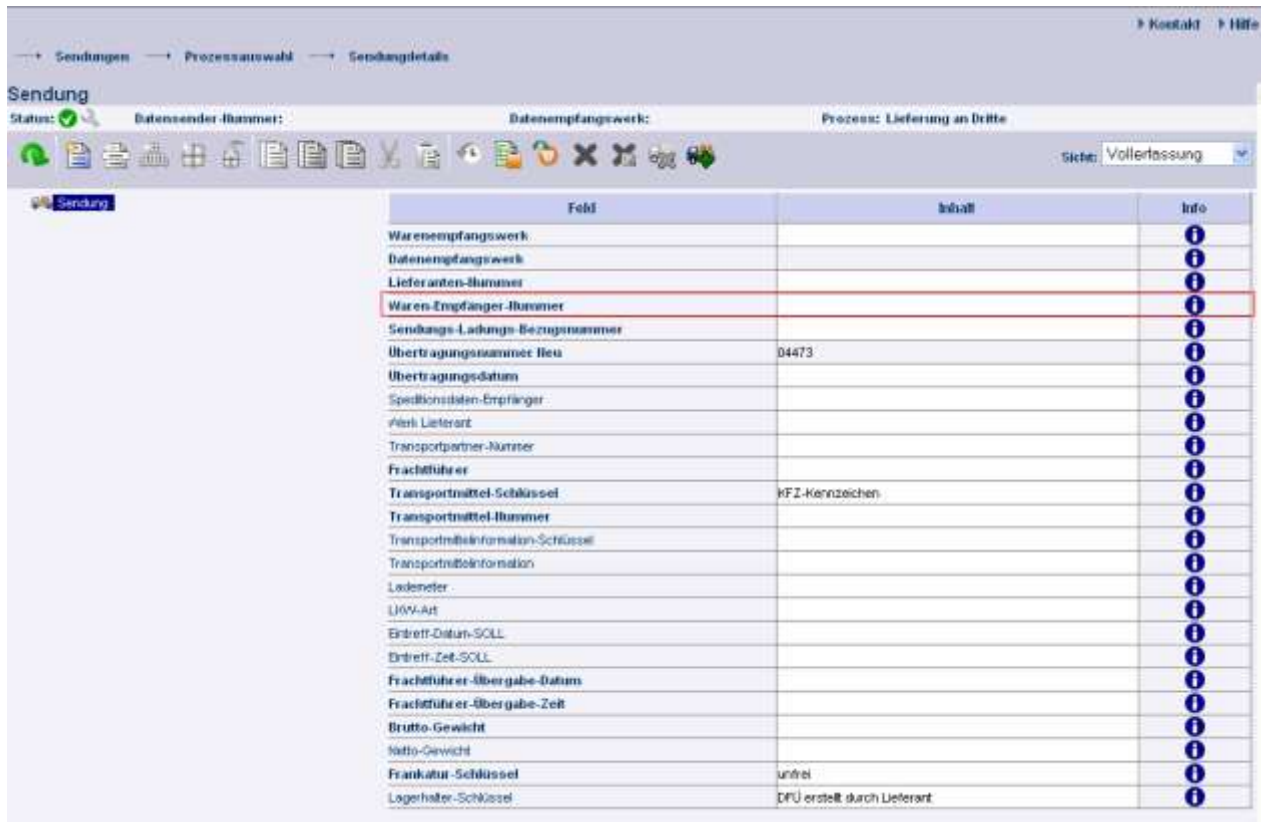
5. **Print document and Send data**



Adding a delivery note or other structural changes are also possible **without** a previous cancellation of the delivery.

2

The only difference to delivery note entry for "Series/non-series scopes to plants of Mercedes-Benz AG" is that the delivery note entry for third parties has the "**Goods recipient number**" field (see Section 8.3.1).



Feld	Inhalt	Info
Wareneingangswerk		?
Dateneingangswerk		?
Lieferanten-Nummer		?
Waren-Empfänger-Nummer		?
Sendungs-Ladungs-Bezugsnummer		?
Übertragungszimmer Neu	04473	?
Übertragungsdatum		?
Speditionisten-Empfänger		?
Werk Lieferant		?
Transportpartner-Nummer		?
Frachtführer		?
Transportmittel-Schlüssel	KFI-Kennzeichen	?
Transportmittel-Nummer		?
Transportmittelinformation-Schlüssel		?
Transportmittelinformation		?
Ladender		?
UoV-Art		?
Eintritt-Datum-SOLL		?
Eintritt-Zeit-SOLL		?
Frachtführer-Übergabe-Datum		?
Frachtführer-Übergabe-Zeit		?
Brutto-Gewicht		?
Netto-Gewicht		?
Frankatur-Schlüssel	untrei	?
Lagerhalter-Schlüssel	DFU erstellt durch Lieferant	?

Goods recipient number:

The Mercedes-Benz AG supplier number of the goods recipient must be entered here. This number is communicated by the respective ordering party.

Note:

If an invalid number is entered here, the data cannot be sent.

As a general rule, the "Deliveries to third party" process can only be performed in coordination with Mercedes-Benz AG and the data recipient.

2.1.1

3 Contacts for all Mercedes-Benz AG plants

Logistics Quality Services (LQS)
Mail: ibl-support@daimler.com
Phone: +49 (0)30 / 887 215 588