

# Mercedes-Benz



powered by



## ***Quality Control – Incorrect EDI Data (D502)***

### Contact

Logistics Quality Services (LQS)  
Mail: [ibl-support@daimler.com](mailto:ibl-support@daimler.com)  
Phone: +49 (0)30 / 887 215 588

As of: December 2021

## Table of contents

1	Quality control.....	3
1.1	Incorrect EDI data (D502).....	3
1.1.1	Information cycle and functions .....	3
1.1.2	Displaying faulty transfers .....	3
1.1.3	Selecting incorrect consignments.....	3
1.1.4	Pre-filling the "Data receipt plant" field.....	5
1.1.5	Difference between the incoming goods plant and the data receipt plant in the search screens	6
1.1.6	Expiration of the objection period .....	6
1.1.7	Working with the "Statement about EDI errors" screen .....	6
1.1.8	Error location view (correction) .....	9
1.1.9	History.....	10
2	Contacts for all Mercedes-Benz AG plants .....	12

# 1 Quality control

## 1.1 Incorrect EDI data (D502)

The Incorrect EDI data function supports the information and complaint process when debiting faulty EDI data/content errors in an EDI transfer. The EDI data corrected by Mercedes-Benz AG including the delivery notes, delivery note items, packaging items, remark texts, etc., are represented clearly. The supplier thus has a means of recognizing process-based deficiencies with a view to guaranteeing correct and rapid electronic data interchange in the future.

### 1.1.1 Information cycle and functions

The supplier is automatically notified of the EDI error via email. Using the **Incorrect EDI data** function, the supplier has the option of viewing the EDI error and, if necessary, issuing a statement on the error and viewing the comment made by Mercedes-Benz AG.

Under the "**Master data – Personal settings (I002)**" navigation item, the DQM user has the option of setting up a notification email.

### 1.1.2 Displaying faulty transfers

The **Incorrect EDI data** function contains a daily overview of all previously corrected errors.

The current debiting month is always displayed first.

### 1.1.3 Selecting incorrect consignments

The screenshot shows the 'Fehlerhafte DFD Daten' (Faulty DFD Data) interface. At the top, there is a calendar for October 2010. Below it, search criteria are entered: 'von: 01.10.2010' (1), 'bis: 00.00', 'Nr: 15.10.2010', and 'bis: 23.59'. A 'Suchen' (Search) button is labeled (5). To the right, status indicators for 'Status' and 'Anzahl' are shown for various categories, with a 'Status der Bestellung' (6) indicator at the bottom. The main table lists consignments with columns for 'Status', 'Sendungs-Kennzeichen', 'Datenempfangs-werk', 'Wareneingangs-werk', 'Bahnversender-Benutzer', 'Lieferanten-Benutzer', 'U.S. Benutzer', 'Lieferanten-Benutzer', and 'Empfangs-Datum Zeit'. The table contains several rows of data, with some cells highlighted by numbered circles (1-8).

Status	Sendungs-Kennzeichen	Datenempfangs-werk	Wareneingangs-werk	Bahnversender-Benutzer	Lieferanten-Benutzer	U.S. Benutzer	Lieferanten-Benutzer	Empfangs-Datum Zeit
OK	1	050	alle Werke	4444446	4444446	00002172	00158483	07.10.2010, 10:40:30
OK	7	050	alle Werke	4444446	4444446	00001204	Diverse	27.09.2010, 10:40:30
OK	1	050	alle Werke	4444446	4444446	00001501	00056482	30.09.2010, 10:40:30
OK	1	050	alle Werke	4444446	4444446	00007952	Diverse	30.09.2010, 11:18:27
OK	-	020	alle Werke	4444446	4444446	00007706	00002295	05.10.2010, 12:08:46
OK	-	020	alle Werke	4444446	4444446	40404398	73007081	20.09.2010, 12:08:46
OK	-	020	alle Werke	4444446	10238855	14706901	Diverse	01.10.2010, 12:08:46
OK	-	020	alle Werke	4444446	4444446	14707963	73070623	01.10.2010, 12:08:46

- Search criteria can be entered in this line. The user can restrict the search to the applicable **plant** (data receipt plant, incoming goods plant) and **consignment data** (data sender number, supplier number, consignment number, delivery note number.)  
→ For pre-filling in data receipt plant field, see Section 12.2.4

→ For the difference between the incoming goods plant and data receipt plant in the search screens, see Section 12.2.5

**Note:** Wildcards/placeholder characters "\*" and "?" can be included in the search criteria.


For the "Delivery note number" field, the "**Diverse**" search option is available. With the "**Diverse**" search option, only consignments that contain more than one different value in the respective field are found.








The width of the columns can be increased or decreased. In addition, the display can be sorted by clicking on one of the fields within the selection line/menu line. A small triangle appears.

Ascending = the triangle points upwards or

Descending = the triangle points downwards

2. The **Time** for the search can be defined here. The **Date** is entered in numerical form dd.mm.yy or selected by means of the calendar function. To do so, click the **calendar symbol** and select the desired date in the calendar.  
In addition, the applicable **Time** for the search can be restricted. Here, simply enter the time of day in the format hh:mm.
3. Checking the **checkbox** allows for a selection according to the **status**.
4. The quantity (delivery notes/positions) of the status appears here. The tool tip is displayed when the mouse pointer is moved over the quantity.
5. A selection based on the correction date and correction time is displayed after clicking on "**Search**".
6. Here, both the current amount to be debited, as well as an **Overview** of the number of selected EDI errors, is displayed.
7. By clicking the **K** symbol once, the consignment comment from Mercedes-Benz AG is displayed in a pop-up window.
8. Click the **status icon** to see the **Statement about EDI errors** view.

Brief explanation of the statuses: 

Symbol	Designation	Description
	Processed consignment with charge-relevant error	Consignment contains an error that needed to be corrected by Mercedes-Benz AG. No statement has yet been issued.
	Statement rejected	1. The supplier's statement has been rejected by Mercedes-Benz AG. 2. On the 5th of each month, all delivery notes with the status "Processed consignment with charge-relevant error" from the previous month are automatically set to "Statement rejected" (no separate email is sent!).
	Statement accepted	Supplier's statement accepted by Mercedes-Benz AG
	Statement issued	Statement issued by supplier, but not yet processed by Mercedes-Benz
<b>K</b>	Comments	Mercedes-Benz has provided a comment
	Billed	Error has been billed, changes no longer possible
	Not debited, final	Error has not been billed, changes no longer possible
	Exception period	Errors are omitted from billing, changes no longer possible.

**Note:**

The detailed view is possible for all statuses, but a statement can only be issued once for the status **Processed consignment with charge-relevant error**.

**1.1.4** Pre-filling the "Data receipt plant" field

A "**Default plant for receipt of data**" can be saved under "**Personal settings (I002)**".



The plant selected as the "**Default plant for receipt of data**" is shown as the standard data receipt plant when DQM functions are called up, i.e. pre-filling of the screens. If searching for another data receipt plant or carrying out an unrestricted search for **All plants**, this must be manually changed in the search settings or a change must be made to the "**Default plant for receipt of data**".

### 1.1.5 Difference between the incoming goods plant and the data receipt plant in the search screens

There is a difference made between the "Incoming goods plant" and the "Data receipt plant" in the search screens:

Datenempfangs-Werk	Warenempfangs-Werk
alle Werke	alle Werke

Both the EDI and the goods are always sent to the incoming goods plant. The "**Data receipt plant**" is automatically filled in by a stored mapping table should the data receipt plant differ from the incoming goods plant.

#### **Example (When do the incoming goods plant and the data receipt plant differ?):**

If an EDI is sent to the "**Incoming goods plant**" 002, Control Center/Sales, the entry "010, Stuttgart Untertürkheim" automatically appears in the field "**Data receipt plant**". This is allocated automatically by a stored mapping table.

#### **Note:**

The processing or data routing and the stored mapping table are already running in the background. The new release makes this transparent in the DQM system. The mapping table is stored in the online Help section.

### 1.1.6 Expiration of the objection period

On the 5th of each month, all delivery notes with the status "Processed consignment with charge-relevant errors" from the previous month are automatically set to "Statement rejected" (no separate email is sent!).

### 1.1.7 Working with the "Statement about EDI errors" screen

This function allows the user to view charge-relevant errors (A errors) in a consignment and to comment on delivery notes with **Processed consignment with charge-relevant error** status with a statement and a transfer protocol

→ Qualitätswesen → Stellungnahme DFÜ-Fehler

## Sendung 12053152

Datensender-Nummer: 10000602    Datensender-Name: **MBAG**

Datenerfassungswerk: Sindelfingen, 050    Empfangsdatum-Zeit: 31.05.2012, 18:50:05  
 Wareneingangswerk: Sindelfingen, 050    Korrekturdatum-Zeit: 01.06.2012, 14:30:57  
 Lieferscheinnummer: Diverse

**Belastungselevante Fehler**

Nr.	Status	Feld(er)	Beschreibung	Fehlerort
1	⚠	Lieferscheindatum	Das Lieferscheindatum liegt mehr als 336 Tage in der Vergangenheit bzw. mehr als 10 Tage in der Zukunft.	Zum Fehler <b>2</b>
2	⚠	Sachnummerkunde	Sachnummer entspricht keiner gültigen Daimler-Nummer.	Zum Fehler

**1**

Ihre Daten aus Covisint

Name     Vorname   
 Telefon-Nr     Email-Adresse

Stellungnahme zur Sendung - Erstellt vom Datensender


**4**

Anhang (nicht größer als 10MB)   **5**

Kommentar zur Stellungnahme - Erstellt von Daimler

**7**

**6** ▶ Stellungnahme senden    ▶ Zur Versionshistorie    ▶ Zurück zur Liste

- All **charge-relevant errors** in the EDI consignment are listed here. If there is a large number of errors, it is possible to scroll through the view. 
- Using this hyperlink, the user navigates **To error location**, and the view changes to the **Error location view**. Here, the user receives a detailed description of the error. This view corresponds to the Correction screen for consignments (see Section 12.2.8 for more information).
- Here, the contact data from the global Mercedes-Benz Supplier Portal (<http://supplier.daimler.com>) are carried over.  
**Note:** If the contact data are not correct, please change them via the Supplier Portal.
- Free text can be entered here as a **Consignment statement**.
- Use this function to upload a file.  
Useful **Attachments** (saved as a Word document) could include:
  - An extract from the associated Mercedes-Benz AG delivery call-off or purchase order.

- The original file that was sent
  - A transfer protocol
6. The comment that is entered in the Statement field can be sent to Mercedes-Benz AG, along with the attachment, by clicking once on "Send statement".

→ Qualitätswesen → Stellungnahme DFÜ-Fehler

### Sendung 12053152

Datensender-Nummer: 10000602    Datensender-Name: MBAG

Dateneingangswerk: Sindelfingen, 050    Empfangsdatum/-Zeit: 31.05.2012, 18:50:05  
 Wareneingangswerk: Sindelfingen, 050    Korrekturdatum/-Zeit: 01.06.2012, 14:30:57  
 Lieferscheinnummer: Diverse

**Belastungsrelevante Fehler**

Nr.	Status	Feld(er)	Beschreibung	Felderort
1		Lieferscheindatum	Das Lieferscheindatum liegt mehr als 330 Tage in der Vergangenheit bzw. mehr als 10 Tage in der Zukunft.	Zum Fehler
2		Sachnummerkunde	Sachnummer entspricht keiner gültigen Daimler-Nummer.	Zum Fehler

8

Ihre Daten aus Covisint

Name     Vorname   
 Telefon-Nr     Email-Adresse

Stellungnahme zur Sendung - Erstellt vom Datensender

Sehr geehrte Damen und Herren,  
 siehe Anhang

Anhang vorhanden

Kommentar zur Stellungnahme - Erstellt von Daimler

DFÜ-Fehler wurde erkannt, wird aber nicht berechnet.

7

9    > Zur Versionshistorie    > Zurück zur Liste    10

7. In the **Comment on statement** field, a comment on the statement - issued after Mercedes-Benz AG has checked the statement - is displayed. Mercedes-Benz AG sends an informational email to the user at the saved email address.
8. There is a **Status change** of the A-Class error to "Statement rejected" or "Statement accepted".
9. Using the **To version history** function, it is possible to view the version history. Delivery note details (delivery note item, packaging item, unloading point, remark text etc.) can be displayed here. This function allows for a comparison of the incorrect version of the consignment and the version corrected by Mercedes-Benz AG(see Section 12.2.9).
10. Clicking on **Back to the list** opens the start window with the display of the incorrect EDI data



### 1.1.8 Error location view (correction)

Using the "Statement about EDI errors" screen (see Section 12.2.7 Screenshots for more information), the user can navigate to the error location by clicking on **"To the error"**.

In this view, the **Field** is shown in which the charge-relevant error was entered. The view shows the data as they were when they were transferred into the Mercedes-Benz AG target system before the correction. The data can no longer be changed here.

The screenshot displays a web application interface for error management. At the top, it shows the breadcrumb 'Qualitätswesen -> Stellungnahme DFU-Fehler' and the title 'Sendung 05110006'. Below this, a table lists various data fields. The 'Sachnummer-Kunde' row is highlighted in red, and a red exclamation mark icon is placed next to its value 'A1111111150010'. A blue information icon is also present next to it. A red arrow points from this information icon to a pop-up window titled 'Fehlerbeschreibung' which contains the text 'Sachnummer entspricht keiner gültigen...-Nummer.'. The table also includes fields like 'Umsatzkursatz', 'Liefermenge 1', 'Mengeinheit 1', 'Liefermenge 2', 'Mengeinheit 2', 'Ursprungsland', 'Verwendungs-Schlüssel', 'Chargen-Nummer', 'Geänderte Ausführung-Schlüssel', 'Zollgut', 'Gefährliche Stoffe', 'Abruf-Nummer', 'Abrufschlüssel', 'Positionstext 1: Bezeichnung der Lieferung', 'Präferenzstatus', and 'Sondige Angaben zur Position'. At the bottom of the screen, there are navigation buttons: 'Zur Versionshistorie' and 'Zurück zur Liste'.

1. The **charge-relevant error** is located in the field element highlighted in **red**.
2. The user has the option of viewing the error message by clicking on the **!** button or the field description by clicking on the **i** button. A **pop-up window** appears containing the corresponding error message.
3. **Back to the list:** The user returns to the view "Statement about EDI errors".

- To version history:** The user navigates to the "Version history" view. The presentation function allows the user to view the consignment data for the purpose of comparing the sent data before and after the correction (see Section 12.2.9).

### 1.1.9 History

The "**History**" function allows the user to view consignment data and compare the transferred data before and after correction.

With every saved change to the transport data within DQM, a new **version** is created. The navigation tree is displayed in the left- and right-hand areas. The version can be chosen in the selection box. For corrections in the Mercedes-Benz AG inward goods processing system (WES), only the original consignment is displayed on the left.

As well as the **version number**, the date, time and **author** (Mercedes-Benz AG or supplier) are shown. The versions are given serial numbers beginning with 0. Version 0 is the uncorrected original consignment.

The hierarchical structure of the navigation tree is illustrated in the following diagram:

Feld	Inhalt	Info	Feld	Inhalt	Info
Sachnummer-Lieferant	05087	Info	Sachnummer-Lieferant	05087	Info
Sachnummer-Kunde	A1111111110010	Info	Sachnummer-Kunde	A111111111	Info
Umsatzsteuersatz	00,0	Info	Umsatzsteuersatz	00,0	Info
Liefermenge 1	0000000689,000	Info	Liefermenge 1	0000000689,000	Info
Mengeneinheit 1	Stück	Info	Mengeneinheit 1	Stück	Info
Liefermenge 2	0000000000,000	Info	Liefermenge 2	0000000000,000	Info
Mengeneinheit 2		Info	Mengeneinheit 2		Info
Ursprungsland	Deutschland	Info	Ursprungsland	Deutschland	Info
Verwendungs-Schlüssel	ohne Angaben	Info	Verwendungs-Schlüssel	ohne Angaben	Info
Chargen-Nummer		Info	Chargen-Nummer		Info
Geänderte Ausführung-Schlüssel	[eer][eer]	Info	Geänderte Ausführung-Schlüssel	[eer][eer]	Info
Zollgut	kein Zollgut	Info	Zollgut	kein Zollgut	Info
Gefährliche Stoffe		Info	Gefährliche Stoffe		Info
Abruf-Nummer		Info	Abruf-Nummer		Info
Abrufschlüssel	normale Lieferung	Info	Abrufschlüssel	normale Lieferung	Info
Positionstext 1: Bezeichnung der Lieferung		Info	Positionstext 1: Bezeichnung der Lieferung		Info
Prüferstatus	noch nicht geprüft, keine Ur	Info	Prüferstatus	noch nicht geprüft, keine Ur	Info
Sonstige Angaben zur Position		Info	Sonstige Angaben zur Position		Info

1. A **red symbol** indicates errors in the hierarchies subordinate to the object.

**Red lettering** indicates errors within the described object.

Text highlighted in **blue** indicates the object that is displayed in the area of the screen on the right.

2. To view the data errors, click on the desired object. The data can be viewed in the lower area of the window.

There are three different options for the History **display**. Each change in the display affects both the left and right columns.

- a. **All errors:** All folders and items containing errors are highlighted in red



- b. **Only charge-relevant errors:** All folders and items containing errors affecting debiting are highlighted in red. Other errors are not displayed.



- c. **Version differences only:** This view displays the items listed in two versions, shown side by side. The incorrect and corrected items are shown on a pink background.

Anzeige	
<input type="radio"/> Alle Fehler	<input checked="" type="radio"/> Nur belastungsrelevante Fehler
<input type="radio"/> Nur Versionsdifferenzen	
Version 0, 05.11.2009 09:30:21, Lieferant	Version 1, 16.11.2009 16:40:02, Daimler AG
<b>Bearbeiter:</b> PSEUDO-LIEFERANTENNUMMER FUER	<b>Bearbeiter:</b> Sindelfingen
Lieferschein-Nummer="05110006"	Lieferschein-Nummer="05110006"
Verbrauchsstelle=""	Verbrauchsstelle=""
Versand-Art="LKW Spedition"	Versand-Art="LKW Spedition"
Versand-Datum="051109"	Versand-Datum="051109"
Vorgangs-Schlüssel=""	Vorgangs-Schlüssel=""
Waren-Empfänger-Nummer=""	Waren-Empfänger-Nummer=""
Werk-Kunde="000"	Werk-Kunde="000"
<b>LieferscheinPosition 001</b>	<b>LieferscheinPosition 001</b>
Abruf-Nummer=""	Abruf-Nummer=""
Abrufschlüssel="normale Lieferung"	Abrufschlüssel="normale Lieferung"
Abschluss-Bestell-Nummer="12563"	Abschluss-Bestell-Nummer="12563"
Abweichende Abladestelle="9085"	Abweichende Abladestelle="9085"
Chargen-Nummer=""	Chargen-Nummer=""
Gefährliche Stoffe=""	Gefährliche Stoffe=""
Geländete Ausführung-Schlüssel="jeer/jeer"	Geländete Ausführung-Schlüssel="jeer/jeer"
Konsignation="00000000"	Konsignation="00000000"
Liefermenge 1="0000000689,000"	Liefermenge 1="0000000689,000"
Liefermenge 2="0000000000,000"	Liefermenge 2="0000000000,000"
Mengeninheit 1="Stück"	Mengeninheit 1="Stück"
Mengeninheit 2=""	Mengeninheit 2=""
Positiontext 1: Bezeichnung der Lieferung=""	Positiontext 1: Bezeichnung der Lieferung=""
Prüferanzustatus="noch nicht geprüft, keine Ursprungsware"	Prüferanzustatus="noch nicht geprüft, keine Ursprungsware"
<b>Sachnummer-Kunde="A1111111110010"</b>	<b>Sachnummer-Kunde="A1111111111"</b>
Sachnummer-Lieferant="85897"	Sachnummer-Lieferant="85897"
Umsatzsteuersatz=""	Umsatzsteuersatz=""

## 2 Contacts for all Mercedes-Benz AG plants

Logistics Quality Services (LQS)  
 Mail: [ibl-support@daimler.com](mailto:ibl-support@daimler.com)  
 Phone: +49 (0)30 / 887 215 588