

Mercedes-Benz



Mercedes-Benz AG Item Number Manual

Contact

IBL Support

Mail: ibl-support@mercedes-benz.com

Phone: +49 (0)30 / 887 215 588

As of: March 2023

Table of contents

1	General Information	7
2	Overview.....	
	9
2.1	Item number identification letters (SNR-KB).....	9
2.2	Item numbers – brief overview.....	10
3	Item number identification letter A.....	14
3.1	Display templates.....	14
3.2	Documentation/structure of the class identifier.....	14
3.2.1	Development documentation	14
3.2.1.1	Parts and assemblies and modular system parts lists (10-position SNR)	14
3.2.1.2	Layouts (10-position SNR)	15
3.2.1.3	Parts and assemblies (12-position SNR)	15
3.2.1.4	Colored parts (MBC only) (10-position SNR)	15
3.2.1.5	Legal drawings at MBC (10-position SNR)	16
3.2.2	Production status documentation.....	16
3.2.2.1	With supplementary code (10-position SNR)	16
3.2.2.2	With supplementary code (12-position SNR)	16
3.2.3	ET status documentation	17
3.2.3.1	With supplementary code (10-position SNR)	17
3.3	Examples of the input and print format	17
3.3.1	In TG development.....	17
3.3.2	In MBC development and TG/MBC production.....	17
3.3.3	In sales	18
4	Item number identification letter "B"	19
4.1	Display templates.....	19
4.2	Documentation/structure of the class identifier.....	19
4.2.1	B20 – office material	19
4.2.2	B21 – advertising material and technical literature	20
4.2.3	B3 – maintenance replacement parts (IET)	20
4.2.4	B4 – packing material.....	20
4.2.5	B5 – restaurant/canteen/cafeteria articles	21
4.2.6	B6 – retail articles for sales	21
4.2.7	B8 – parts, assemblies and assembly units.....	21
4.2.8	B9 – purchase order order scopes.....	22
4.3	Examples of the input and print format	22
4.3.1	Structure of the input, storage and print format	22
4.3.2	Deviating representation of identification letter B in the ET area.....	24
5	Item number identification letter "C"	25
5.1	Display templates.....	25
5.2	Documentation/structure of the class identifier.....	25
5.2.1	Development documentation	25
5.2.1.1	Vehicle model.....	25
5.2.1.2	Main model scopes of the SU hierarchy (Truck Group only)	26
5.2.2	Production documentation	27
5.2.2.1	Class identifier PKW (passenger vehicles) model type version.....	27
5.2.2.2	Class identifier NFZ (commercial vehicles) model type version	27
5.2.2.3	Component model versions (additive/subtractive documentation)	27
5.2.3	Replacement parts (ET) status documentation.....	28
5.3	Examples of the input and print format	28

5.3.1	Examples of the input and print format in development and production	28
5.3.2	Examples of the input and print format in the ET area.....	29
6	Item number identification letter "D"	31
6.1	Display templates.....	31
6.2	Documentation/structure of the class identifier	31
6.2.1	Development documentation	31
6.2.1.1	Component model series	31
6.2.1.2	Component model (engine, steering, transmission etc.).....	31
6.2.1.3	Component model type	32
6.2.1.4	Industrial engine model (additive/subtractive documentation only	32
6.2.1.5	Licensee component	32
6.2.1.6	Kit models.....	32
6.2.1.7	Main model scopes of the SU hierarchy (Truck Group only)	33
6.2.2	Production status documentation.....	33
6.2.2.1	Component model	33
6.2.3	ET status documentation	33
6.3	Examples of the input and print format	34
7	Item number identification letter "F"	36
7.1	Display templates.....	36
7.2	Documentation/structure of the class identifier.....	36
7.2.1	Classification code for inventory	36
7.2.1.1	Identification numbers 1 and 9	36
7.2.2	Item numbers for production equipment	37
7.2.2.1	Identification numbers 2, 3, 5, 7, 8 and 9.....	37
7.2.2.2	Identification number 6	37
7.2.2.3	Identification number 0	38
7.3	Examples of the input and print format	38
8	Item number identification letter "G"	41
8.1	Display templates.....	41
8.2	Documentation/structure of the class identifier.....	41
8.2.1	Basic parts lists for products of the Mercedes-Benz brand.....	41
8.2.1.1	3-position basic parts list number.....	41
8.2.1.2	4-position basic parts list number.....	41
8.2.2	5-position basic parts list number.....	42
8.2.3	Basic parts list number for component parts lists	42
8.3	Examples of the input and print format	43
8.3.1	In development.....	43
8.3.2	In production.....	43
9	Item number identification letter "H"	45
9.1	Display templates.....	45
9.2	Documentation/structure of the class identifier	45
9.2.1	Development documentation	45
9.2.1.1	Item number for non-series test parts with assignment letter and year identification letter.....	45
9.2.1.2	Item number for non-series test parts and in-house design parts from licensees and cooperation partners	46
9.2.1.3	Parts in trim colors.....	46
9.2.1.4	Upholstery material	46
9.2.1.5	MBC (Mercedes-Benz Cars) parts integrated at the request of the customer .	46
9.2.1.6	Records of basic documentation at EvoBus	47
9.2.1.7	Certification drawings in the Truck Group	47
9.2.1.8	Proposal drawings for trailer axles and axle systems	47
9.2.1.9	Item numbers for welding and adhesive joint documentation	47
9.2.1.10	Item numbers for documentation of advance design scopes at Truck engine	

development	47
9.2.1.11 Trailer parts item numbers	48
9.2.2 Production documentation	48
9.2.3 Documentation in the ET area	48
9.3 Examples of the input and print format	49
9.3.1 In development	49
9.3.2 In production	50
9.3.3 In sales	50
10 Item number identification letter "J"	51
10.1 Display templates	51
10.2 Documentation/structure of the class identifier	51
10.2.1 Structure of the inventory number	51
10.2.2 Exceptions	51
10.2.2.1 Exception 1	51
10.2.2.2 Exception 2	52
10.2.2.3 Exception 3	52
10.3 Examples of the input and print format	52
11 Item number identification letter "M"	54
11.1 Display templates	54
11.2 Documentation/structure of the class identifier	54
11.2.1 "Old" material item number	54
11.2.2 Partner item number	54
11.3 Examples of the input and print format	55
12 Item number identification letter "N"	56
12.1 Display templates	56
12.2 Documentation/structure of the class identifier	56
12.2.1 Development documentation	56
12.2.2 Production documentation	56
12.2.3 ET status documentation	57
12.3 Examples of the input and print format	57
12.3.1 Development documentation	57
12.3.2 Production documentation	57
12.3.3 ET status documentation	58
13 Item number identification letter "P"	59
13.1 Display templates	59
13.2 Documentation/structure of the class identifier	59
13.3 Examples of the input and print format	59
14 Item number identification letter "Q"	60
14.1 Display templates	61
14.2 Documentation/structure of the class identifier	61
14.2.1 Documentation of the Mitsubishi-Fuso item number (at MFTBC)	61
14.2.2 ID number	62
14.2.3 Documentation of vehicle model code combinations	62
14.2.4 Project number in PDS	62
14.2.5 Bundling term for order-related documentation at CTT (Custom Trailored Trucks)	62
14.2.6 Setra item number in Mercedes-Benz AG systems	63
14.2.7 MCC item number for SMART vehicle parts	63
14.2.8 Color documentation in PDS	63
14.2.9 Variant table documentation	63
14.3 Examples of the input and print format	64
14.3.1 In development	64
14.3.2 In production	65

14.3.3	Deviating representation in the ET area	66
14.3.4	Pseudo filling.....	66
15	Item number identification letter "R"	67
15.1	Display templates.....	67
15.2	Documentation/structure of the class identifier.....	67
15.2.1	Raw part item number for design parts with identification letter A	67
15.2.2	Raw part item number for design parts with identification letter H	67
15.3	Examples of the input and print format.....	68
15.3.1	Deviating representation of the R identification letter in sales.....	69
16	Item number identification letter "S"	70
16.1	Display templates.....	70
16.2	Documentation/structure of the class identifier.....	70
16.2.1	Application and classification of the upholstery item number	70
16.3	Examples of the input and print format.....	70
16.3.1	Deviating representation in the ET area	71
17	Item number identification letter "T"	72
17.1	Display templates.....	72
17.2	Documentation/structure of the class identifier.....	72
17.2.1	Application and classification of the transport equipment item number	72
17.3	Examples of the input and print format.....	73
18	Item number identification letter "U"	75
18.1	Display templates.....	75
18.2	Documentation/structure of the class identifier.....	75
18.2.1	Application and classification of the MB raw material item number	75
18.3	Examples of the input and print format.....	76
19	Item number identification letter "V"	77
19.1	Display templates.....	77
19.2	Documentation/structure of the class identifier.....	77
19.2.1	Test parts list based on a test order	77
19.2.2	Test parts list based on a purchase requisition from a Mercedes-Benz plant.....	77
19.2.3	Test parts list based on advanced design scopes	78
19.3	Examples of the input and print format.....	78
19.3.1	In development	78
19.3.2	In production	79
20	Item number identification letter "X"	80
20.1	Display templates.....	80
20.2	Documentation/structure of the class identifier.....	80
20.2.1	X item numbers for legacy products	80
20.2.2	Item numbers in the Truck Group	81
20.2.2.1	Component variants	81
20.2.2.2	Delivery scope variant	81
20.2.2.3	Control components	82
20.2.2.4	Service item number	82
20.2.2.5	Placeholder parts list	83
20.2.3	Mercedes Cars item numbers (ZBU number).....	83
20.3	Examples of the input and print format.....	83
20.3.1	In development	83
20.3.2	In production	85
20.3.3	In the ET area	88
21	Item number identification letter "Y"	89
21.1	Display templates.....	89
21.2	Documentation/structure of the class identifier.....	89
21.2.1	Classification code for inventory	89

21.2.2	Test material item numbers	89
21.2.2.1	Identification numbers 2, 3, 7, 9	89
21.2.2.2	Identification numbers 4, 6	90
21.3	Examples of the input and print format.....	90
22	Item number identification letter "Z"	93
22.1	Display templates	93
22.2	Documentation/structure of the class identifier	93
22.2.1	Parts lists with parts positions.....	93
22.2.1.1	Parts list number structure	93
22.2.1.2	Parts list number structure for licensees	93
22.2.1.3	Parts lists for open sampling content	94
22.2.1.4	Time parts lists (parts lists without parts positions).....	94
22.3	Examples of the input and print format.....	94
22.3.1	In development	94
22.3.2	In production	94
23	Glossary	95

1 General information

Mercedes-Benz AG groups the parts used in its direct and indirect production processes in different item numbers (item number groups). This document describes how these item numbers (item number groups) are structured.

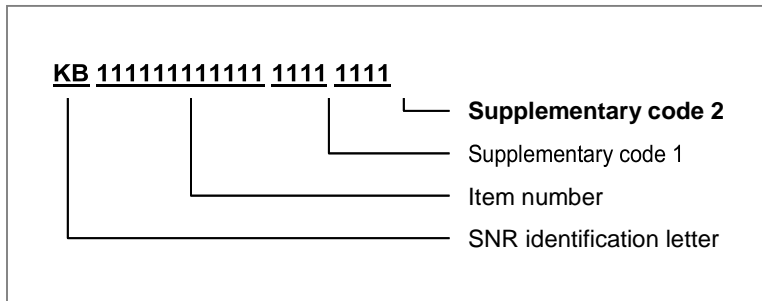
Special attention should be paid to the fact that the item numbers are represented in two basic ways. They are represented in an output/print format (from Mercedes-Benz AG) and in an entry/input format (to Mercedes-Benz AG) for entry in the Mercedes-Benz AG systems.

Entry format / input format																												
KB	Item number											ES1						ES2										
A-Z	S	A	C	H	N	U	M	M	E	R																		
01	02	03	04	05	06	07	08	09	10	11	12	13	14	15	16	17	18	19	20	21								

Output format / print format																												
KB	Item number											ES1						ES2										
A-Z	S	A	C	H	N	U	M	M	E	R																		
01	02	03	04	05	06	07	08	09	10	11	12	13	14	15	16	17	18	19	20	21	22	23	24	25	26	27	28	

The item numbers are transferred to the suppliers by means of the delivery call-off and the orders (VDA 4905...) and are returned to Mercedes-Benz AG in the delivery notifications (DQM, VDA 4913 or Edifact).

The item numbers are represented in this document as follows:



Item number identification letter

Item number identification letters (SNR-KB) are used to distinguish between and identify the individual item number types. The item number identification letters control the formal checks during data input.

As a result, within Mercedes-Benz AG the SNR-KBs are an element of the item number class identifier within the framework of the electronic data processing system.

During data preparation the SNR-KBs enable the system-specific insertion of spaces or delimiters/classification characters for the visual representation of the various types of item numbers.

Item number

An item number (SNR) identifies a number of identical parts/objects. It is used to encode and document the required characteristics of a part/object.

Supplementary code

Supplementary codes (ES) are used to resolve various problems with the individual types of item

numbers.

Input form/entry form

Without exception, all SNRs in the MB code systems are entered in the data entry forms or screens of the data display units so that they are left-justified and without spaces. Used in the electronic transmission of the delivery note (VDA 4913, via the data quality management system) to Mercedes-Benz AG.

Exceptions: item numbers with supplementary codes ES1 and ES2.

Output form/print form

The output form for print or screen display is described under the individual item number identification letters. Spaces and classification characters (e.g. period, hyphen, slash) can be inserted in the output form. Used on the order and on the delivery call-off.

Order/delivery call-off

When questions or issues arise regarding the order, the purchaser named on the order or the responsible purchaser at Mercedes-Benz AG must be contacted.

Explanation of the abbreviations

Abbreviation	Meaning	Number of positions/characters	Other information/comments
KB	Identification letter	1 position	Always filled in for item numbers that have an identification letter
KZ	Identification symbol	1 position	Exception KB "B"
SNR	Item number	Max. 12 positions	Max. 21 positions (incl. KB, KZ, ES)
ES1	Supplementary code 1	Max. 4 positions	-
ES2	Supplementary code 2		-

2 Overview

2.1 Item number identification letters (SNR-KB):

Identification letter	Corresponding area
SNR-KB "A"	MB design parts
SNR-KB "B"	Non-production material
SNR-KB "C"	Vehicle models and model series
SNR-KB "D"	Component models and model series
SNR-KB "F"	Manufacturing equipment
SNR-KB "G"	Basic parts lists
SNR-KB "H"	MB test and licensee parts
SNR-KB "J"	Inventory numbers
SNR-KB "M"	Partner item number
SNR-KB "N"	MB standard parts
SNR-KB "O"	Blocked
SNR-KB "P"	Production item numbers
SNR-KB "Q"	Umbrella term for other item numbers
SNR-KB "R"	MB raw parts
SNR-KB "S"	Upholstery raw material
SNR-KB "T"	Transport equipment
SNR-KB "U"	MB raw materials
SNR-KB "V"	Test parts lists
SNR-KB "X"	Unimog (old), HHF and NED item numbers
SNR-KB "Y"	Test equipment
SNR-KB "Z"	Parts list number

2.2 Item numbers – brief overview

Identification letter A				
Function	KZ	Positions	ES1 (4 pos.)	ES2 (4 pos.)
Design parts, assemblies, individual parts, tables, layouts	-	10 N	For production and ET statuses	For color
Design parts with design index for special cases	-	12 N		
Identification letter B				
Function	KZ	Positions	ES1 (4 pos.)	ES2 (4 pos.)
Operating material (valid only for MBA/MBB)	0	7-11 N	-	-
Office material, printed matter	20 21	10 N	4 N	
Maintenance replacement parts (blocked)	3	10 N	4 N	-
Packing material	4	8 N	-	-
Restaurant/canteen/cafeteria articles	5	9 N	-	-
Retail goods and accessories for sales	6	7 N	-	-
Parts, assemblies and assembly units	8	11 N	XNNNN	NNNN
Order scopes without item numbers (purchase order handling)	9	11 N	-	-
Identification letter C				
Function	KZ	Positions	ES1 (4 pos.)	ES2 (4 pos.)
Vehicle model series (MBC), vehicle models and kit models (component bundling)	-	3 N 7-8 N	-	-
Main scopes of the SU hierarchy		12 CO	4 AN	3 N
Identification letter D				
Function	KZ	Positions	ES1 (4 pos.)	ES2 (4 pos.)
Component model series (MBC) Component model	-	4-6 N 6-8 N	-	-
Main scopes of the SU hierarchy	-	12 CO	4 AN	3 N
Identification letter F				
Function	KZ	Positions	ES1 (4 pos.)	ES2 (4 pos.)
Technical documentation	0	11 N	NNNN	NNNN

Machinery and mechanical equipment	1	11 N	XNNN	NNNN
Manually operated machinery	2	11 N	XNNN	NNNN
Tools	3	11 N	XNNN	NNNN
Free	4	11 N	XNNN	NNNN
Equipment (classified according to the process)	5	11 N	XNNN	NNNN
Equipment (classified according to the product)	6	11 N	XNNN	NNNN
Chucking tools	7	11 N	XNNN	NNNN
Production facility assemblies	8	-	-	-
Accessories for mechanization aids and production aids	9	11 N	XNNN	NNNN
Identification letter G				
Function	KZ	Posi- tions	ES1 (4 pos.)	ES2 (4 pos.)
Basic parts lists and type versions, summaries of the release process	-	3-6 N	KG/b/Lkg	
Basic parts lists, summary of type versions, M/G/V/H sub-classification	-	3-6 N	bbb/Lkg	
Identification letter H				
Function	KZ	Posi- tions	ES1 (4 pos.)	ES2 (4 pos.)
Test parts and in-house design parts from licensees	-	12 AN	Same as KB A	
Identification letter J				
Function	KZ	Posi- tions	ES1 (4 pos.)	ES2 (4 pos.)
Inventory number (equipment sequence number and range number are additional elements of the maintenance systems)	-	7-12 N	Equipment sequence number	
Inventoried tools Inventoried equipment	F	9-10 AN	-	-
Identification letter M				
Function	KZ	Positio ns	ES1 (4 pos.)	ES2 (4 pos.)
Raw material item number (old form)	-	12 N	Dimensional code	
Partner item number	-	4-12 AN	1-4 AN	1-4 AN

Identification letter N				
Function	KZ	Positions	ES1 (4 pos.)	ES2 (4 pos.)
Standard part item number	-	12 N	Corresponds to SNR-KB "A"	
Identification letter O				
Function	KZ	Positions	ES1 (4 pos.)	ES2 (4 pos.)
Blocked	-	-	-	-
Identification letter P				
Function	KZ	Positions	ES1 (4 pos.)	ES2 (4 pos.)
Item numbers for production assemblies and delivery scopes	-	10 AN	Corresponds to SNR-KB A	
Identification letter Q				
Function	KZ	Positions	ES1 (4 pos.)	ES2 (4 pos.)
Umbrella term for all other item numbers	-	0-12 AN	0-8 AN	
Identification letter R				
Function	KZ	Positions	ES1 (4 pos.)	ES2 (4 pos.)
Raw part number	-	10 N	Corresponds to SNR-KB A	
Raw part number for test parts, positions 1, 2 and 9 are alphanumeric	-	12 AN	Corresponds to SNR-KB A	
Identification letter S				
Function	KZ	Positions	ES1 (4 pos.)	ES2 (4 pos.)
Upholstery material item number	-	12 N	AMSN	
Identification letter T				
Function	KZ	Positions	ES1 (4 pos.)	ES2 (4 pos.)
Load carriers	5	XNNN + to 3 AN	-	-
Lifting device	8	11 N	-	-
Identification letter U				
Function	KZ	Positions	ES1 (4 pos.)	ES2 (4 pos.)
Raw material item number	-	12 N	AMSN	

Identification letter V				
Function	KZ	Posi- tions	ES1 (4 pos.)	ES2 (4 pos.)
Test parts lists	-	6-8 AN	-	-
Identification letter X				
Function	KZ	Posi- tions	ES1 (4 pos.)	ES2 (4 pos.)
Unimog and HHF design parts	-	12 N	-	-
Component variants (TG)	0-9	8 N	Corresponds to SNR-KB A	
Undefined assembly in development (MBC)	E	12 AN	-	-
Undefined assembly in production (MBC)	P	12 AN	-	-
Robot control and pre-assembly variant (TG)	V	9 AN	Corresponds to SNR-KB A	
NED combination item number (TG)	C	9 AN	Corresponds to SNR-KB A	
Identification letter Y				
Function	KZ	Posi- tions	ES1 (4 pos.)	ES2 (4 pos.)
Testing machines, test benches, test stations, automated testing systems and facilities	1	7 N	-	-
Universal test systems	2	11 N	XNNN	NNNN
Test facilities, classified according to the process	3	11 N	XNNN	NNN
Test facilities, classified according to the product	4	11 N	XNNN	NNNN
Free	5	-	-	-
Test systems, classified according to the product	6	11 N	XNNN	NNNN
Electrical and electronic parts, assemblies and devices (blocked)	7	11 N	XNNN	NNNN
Free	8	-	-	-
Aids for specifying form	9	11 N	XNNN	NNNN
Identification letter Z				
Function	KZ	Posi- tions	ES1 (4 pos.)	(4 pos.)
Special version, licensee, component, test and time parts lists, feature number	-	8 AN	-	-

3 Item number identification letter A

© SNR-KB "A" MB design parts

Purpose:

SNR identification letter A is used to identify MB design, replacement and accessory parts (assemblies, single parts, tables, layouts, modular system parts lists (Truck Group only), ET components, ET parts kits, repair and gasket sets).

Scope:

Products and systems at MBC, GSP (Global Service and Parts), EvoBus and VAN and in the Truck Group for the Mercedes-Benz AG and Setra brands.

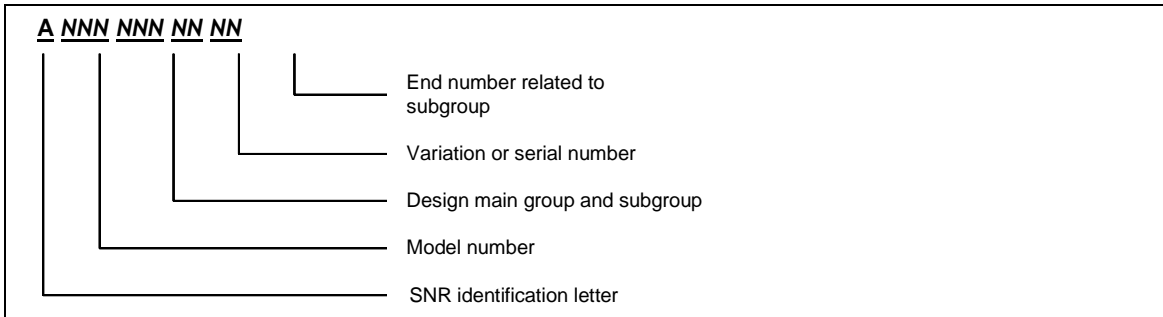
3.1 Display templates

Explanation of the structural representation of the item number:	
Constant characters are displayed in normal type, and variable occurrences are in italics. Variables indicate:	
Character:	Meaning:
<i>N</i>	<i>= only numeric characters are permitted</i>
<i>X</i>	<i>= alphanumeric characters are permitted</i>

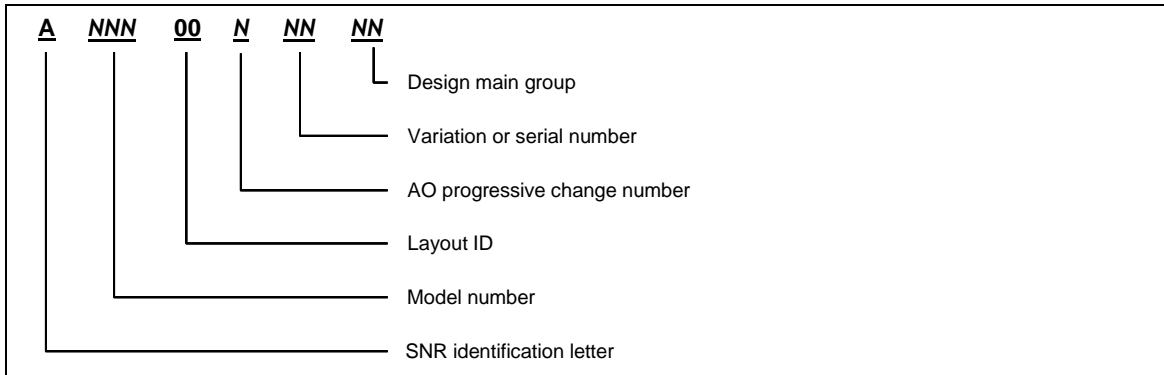
3.2 Documentation/structure of the class identifier:

3.2.1 Development documentation

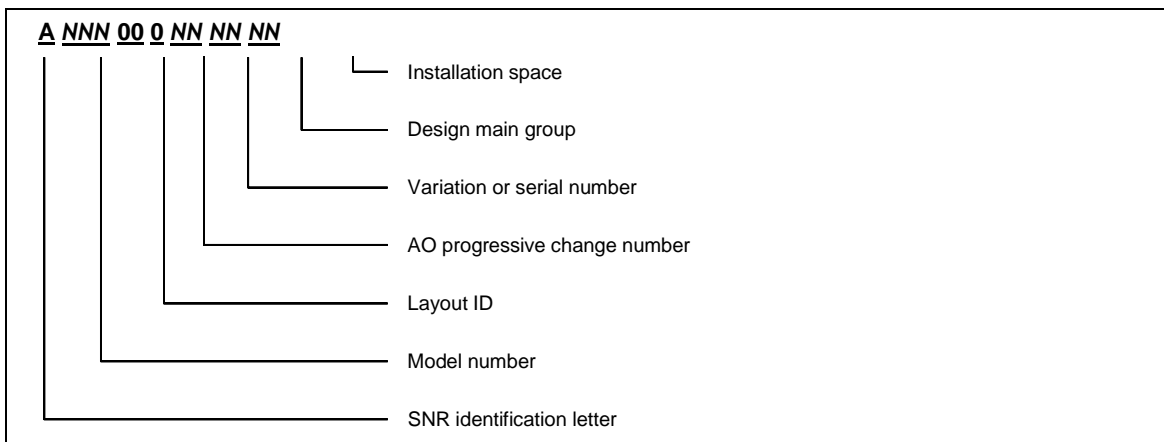
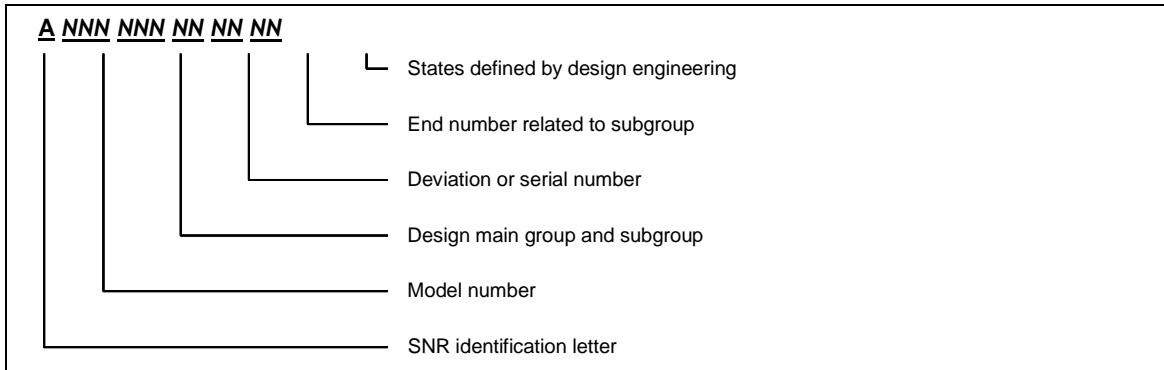
3.2.1.1 Parts and assemblies and modular system parts lists (10-position SNR)



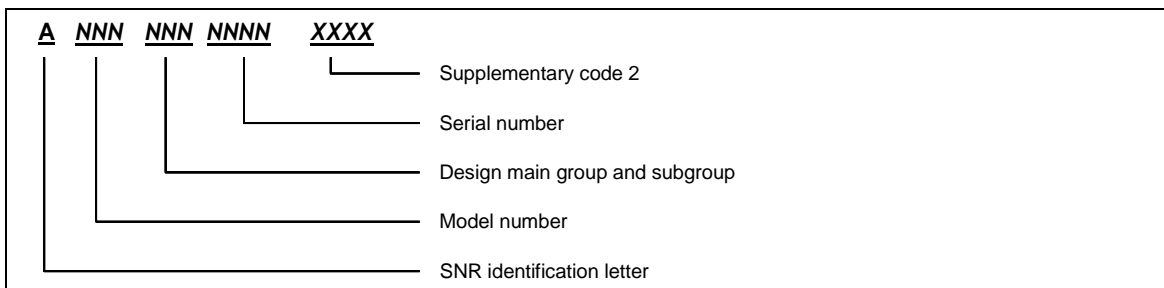
3.2.1.2 Layouts (10-position SNR)



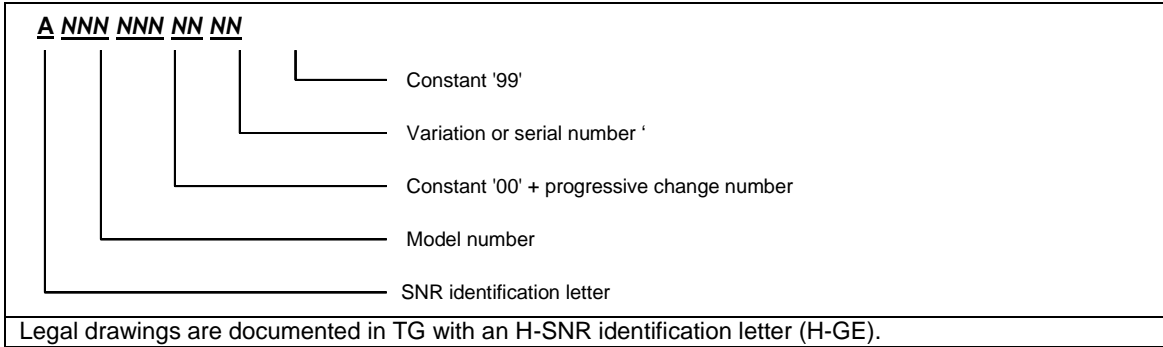
3.2.1.3 Parts and assemblies (12-position SNR)



3.2.1.4 Colored parts (MBC only) (10-position SNR)

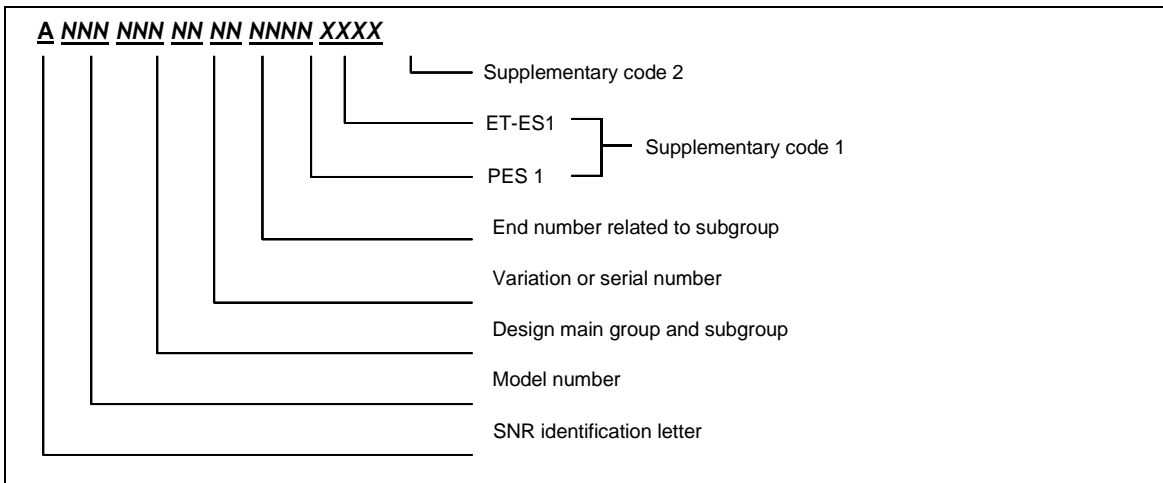


3.2.1.5 Legal drawings at MBC (10-position SNR)

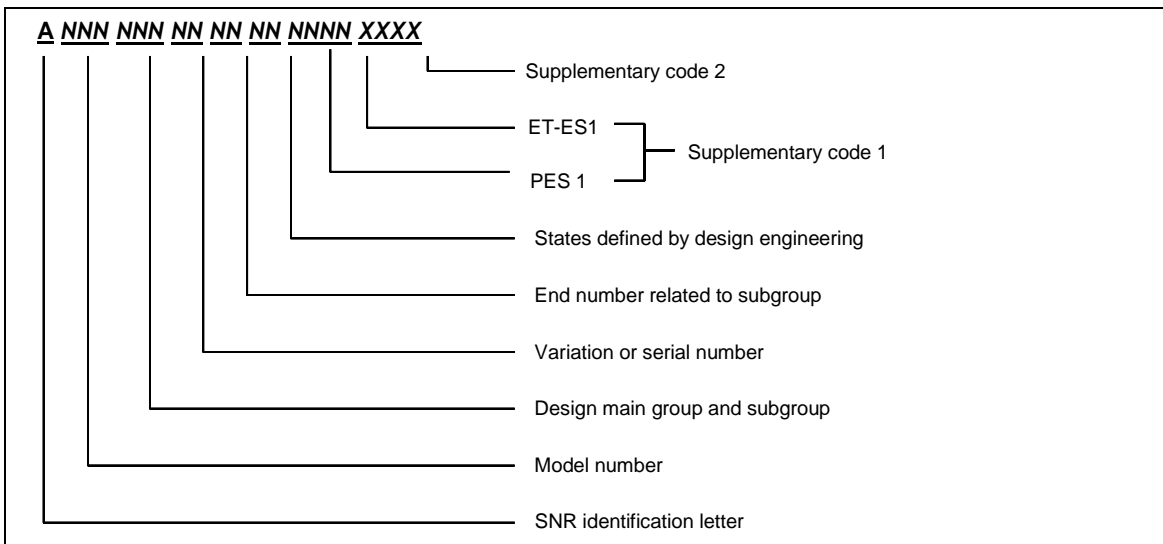


3.2.2 Production status documentation

3.2.2.1 With supplementary code (10-position SNR)

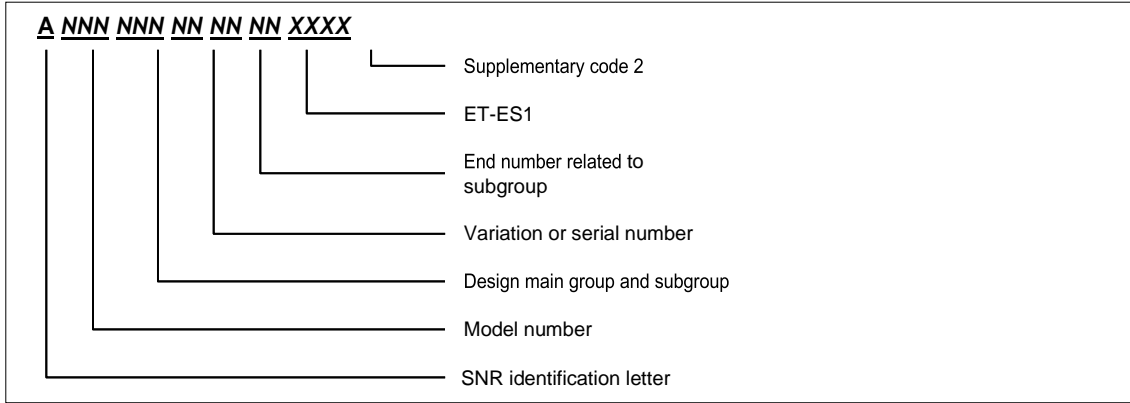


3.2.2.2 With supplementary code (12-position SNR)



3.2.3 Replacement parts (ET) status documentation

3.2.3.1 With supplementary code (10-position SNR)



3.3.1 In development TG:

Entry format / input format												
KB	Item number											
A	1	1	1	2	2	2	3	3	4	4	5	5
01	02	03	04	05	06	07	08	09	10	11	12	13

Output format / print format																	
KB	Item number																
A		1	1	1		2	2	2		3	3		4	4		5	5
01	02	03	04	05	06	07	08	09	10	11	12	13	14	15	16	17	18

3.3.2 In MBC development and TG/MBC production:

Entry format / input format																					
KB	Item number													ES 1				ES 2			
A	1	1	1	2	2	2	3	3	4	4	5	5	6	6	6	6	7	7	7	7	
01	02	03	04	05	06	07	08	09	10	11	12	13	14	15	16	17	18	19	20	21	

Output format / print format																											
KB	Item number													ES 1				ES 2									
A		1	1	1		2	2	2		3	3		4	4		5	5		6	6	6	6		7	7	7	7
01	02	03	04	05	06	07	08	09	10	11	12	13	14	15	16	17	18	19	20	21	22	23	24	25	26	27	28

3.3.3 In sales:

Entry format / input format

KB	Item number													ES 1		ES 2			
A	1	1	1	2	2	2	3	3	4	4				5	5	6	6	6	6
01	02	03	04	05	06	07	08	09	10	11	12	13	14	15	16	17	18	19	

Output format / print format

KB	Item number																			ES 1		ES 2			
A		1	1	1		2	2	2		3	3		4	4					5	5		6	6	6	6
01	02	03	04	05	06	07	08	09	10	11	12	13	14	15	16	17	18	19	20	21	22	23	24	25	26

Note:

With the output/print format, it may happen that four spaces are shown after the KB, followed by the item number. Background: with test item numbers, the assignment identification letter is still in positions 02 and 03.

The input for the entry/input format always occurs without a space between the identification letter and the item number.

4 Item number identification letter "B"

© SNR-KB "B" non-production material

Purpose:

SNR identification letter B identifies the following:

- Operating material for MBA+MBB (B0)
- Printed matter (B20)
- Advertising material (B21)
- Maintenance replacement parts (B3)
- Packing material (B4)
- Restaurant/canteen/cafeteria articles (B5)
- Retail articles for sales (B6)
- Production facility parts (B8).

Scope:

MB item numbers with SNR-KB "B" and with the following character:

- 0 MB plants in Argentina and Brazil
- 1-9 MB plants in Germany and corporate divisions

4.1 Display templates

Explanation of the structural representation of the item number:

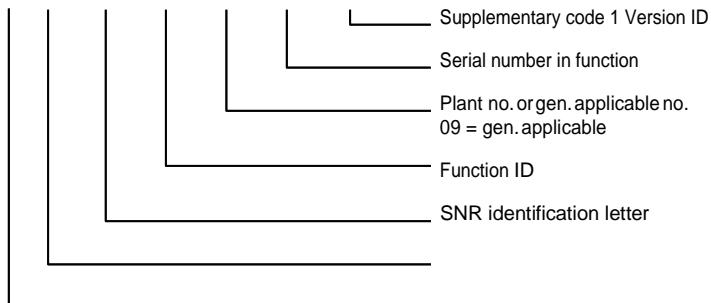
Constant characters are displayed in normal type, and variable occurrences are in italics. Variables indicate:

Character:	Meaning:
<i>A</i>	= <i>only alphabetic characters are permitted</i>
<i>N</i>	= <i>only numeric characters are permitted</i>
<i>X</i>	= <i>alphanumeric characters are permitted</i>

4.2 Documentation/structure of the class identifier:

4.2.1 B20 – office material

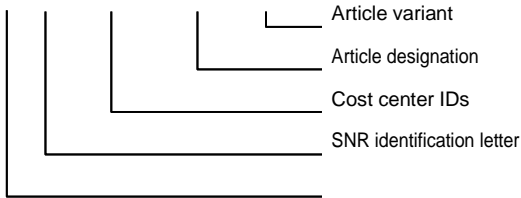
B 20 NNN NN NNN NN AAAA



B20 is used to identify office material.

4.2.2 B21 – advertising material and technical literature

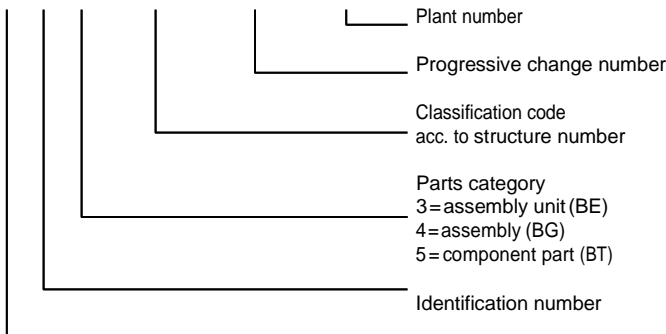
B 21 NNNN NNNN NN



B21 is used to identify advertising material and technical literature

4.2.3 B3 – maintenance replacement parts (IET)

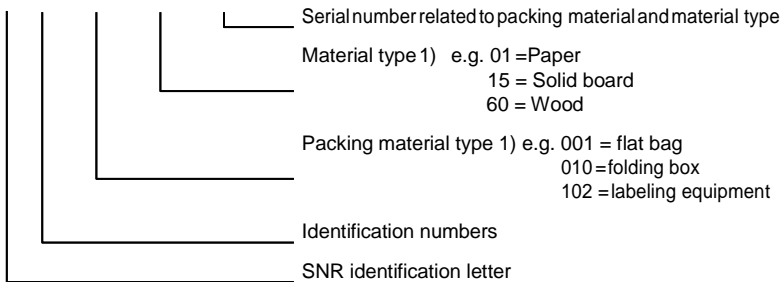
B 3 N NNNNN NNNN NNNN



B3 is used to identify maintenance replacement parts (IET)

4.2.4 B4 – packing material

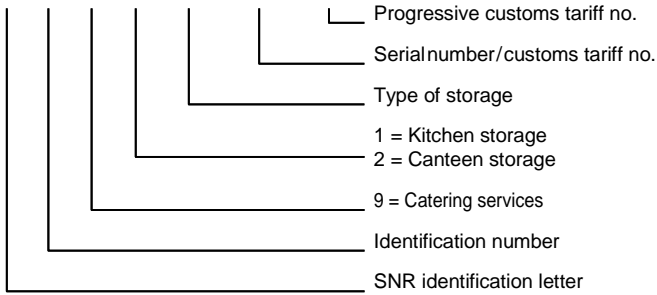
B 4 NNN NN NNN



B4 is used to identify packing material.
Packing material is a general term for material used to ship product parts.

4.2.5 B5 – restaurant/canteen/cafeteria articles

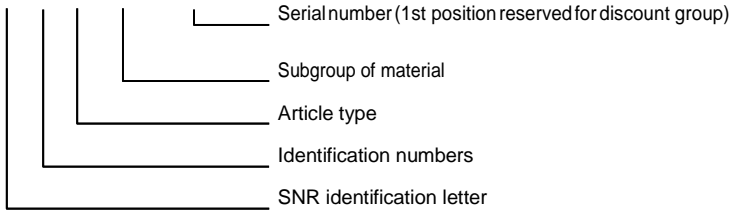
B 5 N N NN NNN NN



B5 is used to identify restaurant/canteen/cafeteria articles.


4.2.6 B6 – retail articles for sales

B 6 N NN NNNN

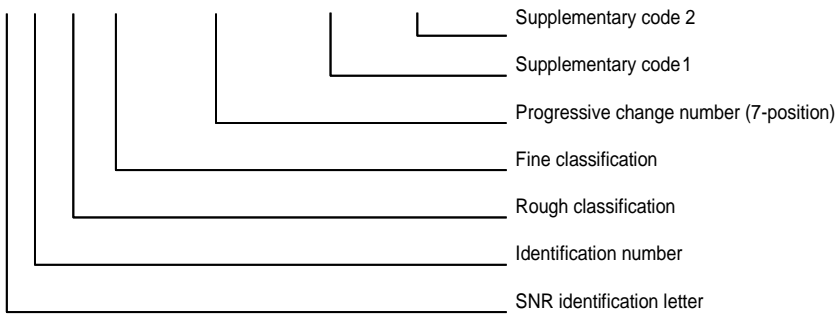


B6 is used for parts sales/service and for identifying accessory articles as well as machinery and equipment, test material and operating material for the MB paint system.

4.2.7 B8 – component parts, assemblies and assembly units



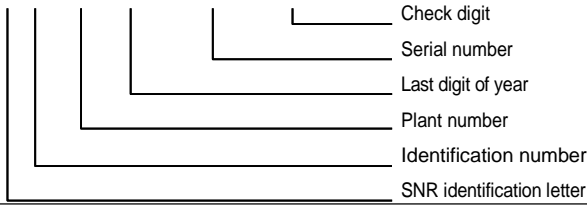
B 8 NN NN NNNNNN XNNN NNNN



B8 is used for encoding component parts, assemblies and assembly units.

4.2.8 B9 – purchase order order scopes

B 9 NNN N NNNNNN N



B9 is used to identify purchase order order scopes without an item number

4.3 Examples of the input and print format

4.3.1 Structure of the input, storage and print format:

Entry format / input format																					
KB	Item number													ES1				ES2			
B	2	0	1	1	1	2	2	2	3	3	4	4	5	5	5	5					
01	02	03	04	05	06	07	08	09	10	11	12	13	14	15	16	17	18	19	20	21	

Output format / print format																												
KB	Item number																			ES1					ES2			
B	2	0	.	1	1	1	.	2	2	.	3	3	3	.	4	4			5	5	5	5						
01	02	03	04	05	06	07	08	09	10	11	12	13	14	15	16	17	18	19	20	21	22	23	24	25	26	27	28	

Entry format / input format												
KB	Item number											
B	2	1	1	1	1	1	2	2	2	2	3	3
01	02	03	04	05	06	07	08	09	10	11	12	13

Output format / print format																	
KB	Item number																
B	2	1	.	1	1	1	1	.	2	2	2	2	.	3	3		
01	02	03	04	05	06	07	08	09	10	11	12	13	14	15	16	17	18

Entry format / input format

KB	Item number												
B	3	1	2	2	2	2	2	3	3	3	3		
01	02	03	04	05	06	07	08	09	10	11	12	13	

Output format / print format

KB	Item number																	
B		3		1		2	2	2	2	2		3	3	3	3			
01	02	03	04	05	06	07	08	09	10	11	12	13	14	15	16	17	18	

Entry format / input format

KB	Item number												
B	4	1	1	1	1	1	1	1	1				
01	02	03	04	05	06	07	08	09	10	11	12	13	

Output format / print format

KB	Item number																	
B		4	1	1	1	1	1	1	1	1								
01	02	03	04	05	06	07	08	09	10	11	12	13	14	15	16	17	18	

Entry format / input format

KB	Item number												
B	5	1	1	2	2	3	3	3	4	4			
01	02	03	04	05	06	07	08	09	10	11	12	13	

Output format / print format

KB	Item number																	
B		5		1	1		2	2		3	3	3		4	4			
01	02	03	04	05	06	07	08	09	10	11	12	13	14	15	16	17	18	

Entry format / input format

KB	Item number												
B	6	1	2	2	3	3	3	3					
01	02	03	04	05	06	07	08	09	10	11	12	13	

Output format / print format

KB	Item number																	
B		6		1		2	2		3	3	3	3						
01	02	03	04	05	06	07	08	09	10	11	12	13	14	15	16	17	18	

Entry format / input format

KB	Item number													ES1				ES2			
B	8	1	1	1	1	2	2	2	2	2	2	2	2	5	5	5	5	6	6	6	6
01	02	03	04	05	06	07	08	09	10	11	12	13	14	15	16	17	18	19	20	21	

Output format / print format

KB	Item number																			ES1				ES2			
B	8		1	1	1	1		2	2	2	2	2	2					5	5	5	5		6	6	6	6	
01	02	03	04	05	06	07	08	09	10	11	12	13	14	15	16	17	18	19	20	21	22	23	24	25	26	27	28

Entry format / input format

KB	Item number												
B	9	1	1	1	1	2	2	2	2	2	2	2	
01	02	03	04	05	06	07	08	09	10	11	12	13	

Output format / print format

KB	Item number																	
B		9	1	1	1	1	2	2	2	2	2	2						
01	02	03	04	05	06	07	08	09	10	11	12	13	14	15	16	17	18	

4.3.2 Deviating representation of identification letter B in the ET area:

Entry format / input format

KB	Item number													ES1		ES2			
B	4	1	1	1	2	2	3	3	3				4	4	5	5	5	5	
01	02	03	04	05	06	07	08	09	10	11	12	13	14	15	16	17	18	19	

Output format / print format

KB	Item number																			ES1		ES2			
B		4		1	1	1		2	2			3	3	3				4	4		5	5	5	5	
01	02	03	04	05	06	07	08	09	10	11	12	13	14	15	16	17	18	19	20	21	22	23	24	25	26

Entry format / input format

KB	Item number													ES1		ES2			
B	6	1	2	2	3	3	3	3					4	4	5	5	5	5	
01	02	03	04	05	06	07	08	09	10	11	12	13	14	15	16	17	18	19	

Output format / print format

KB	Item number																			ES1		ES2			
B		6		1		2	2		3	3	3	3						4	4		5	5	5	5	
01	02	03	04	05	06	07	08	09	10	11	12	13	14	15	16	17	18	19	20	21	22	23	24	25	26

5 Item number identification letter "C"

© SNR-KB "C" vehicle models and model series

Purpose:

SNR identification letter C identifies the following:

- Vehicle model series (MBC)
- Vehicle models (FBM) and
- Component variants.

Scope:

Vehicle models and vehicle model series apply in all areas of the Mercedes-Benz brand. Component variants with SNR-KB "C" are valid only in Commercial Vehicle plants and at Global Services and Parts.

5.1 Display templates

Explanation of the structural representation of the item number:

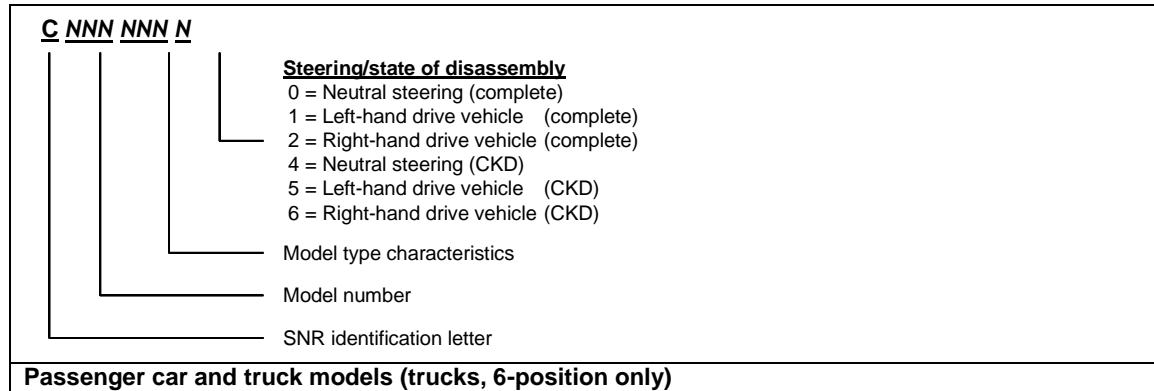
Constant characters are displayed in normal type, and variable occurrences are in italics. Variables indicate:

Character:	Meaning:
<i>A</i>	= <i>only alphabetic characters are permitted</i>
<i>N</i>	= <i>only numeric characters are permitted</i>

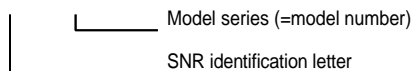
5.2 Documentation/structure of the class identifier:

5.2.1 Development documentation

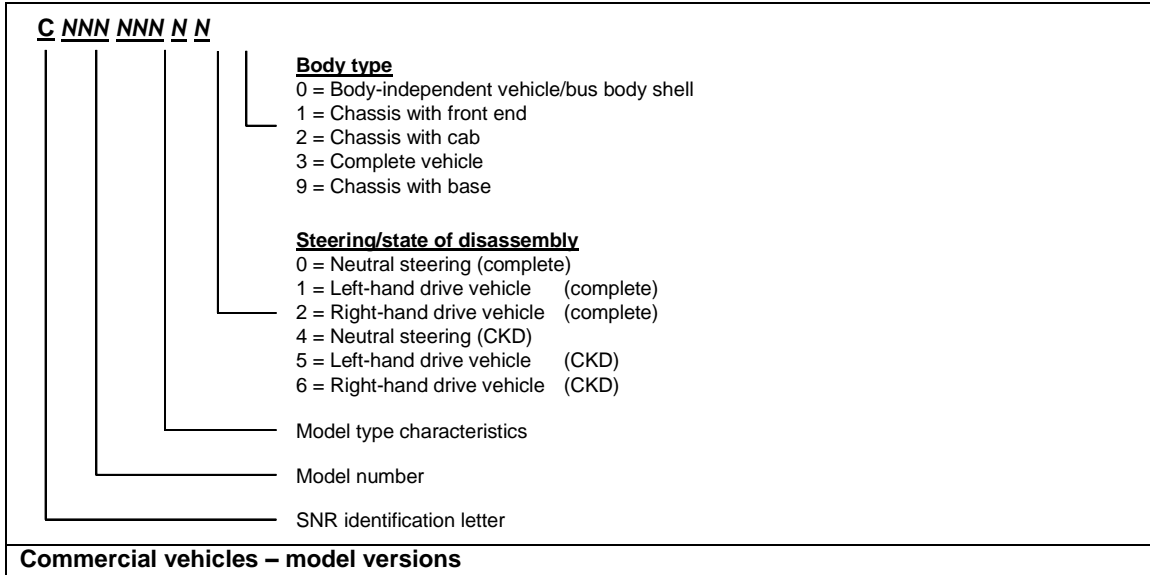
5.2.1.1 Vehicle model



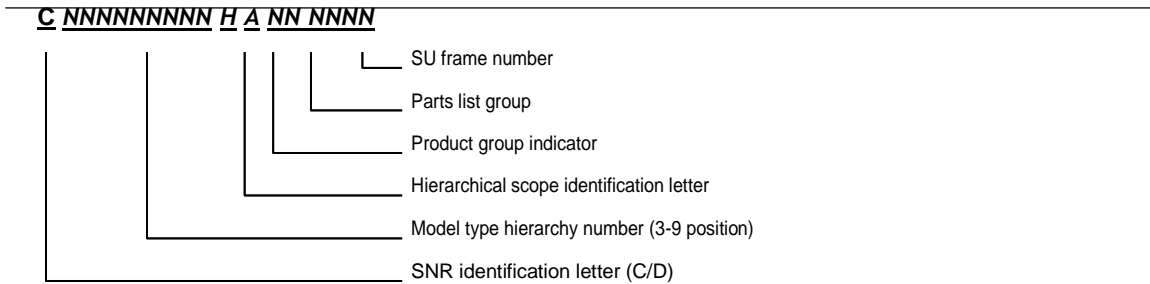
C NNN



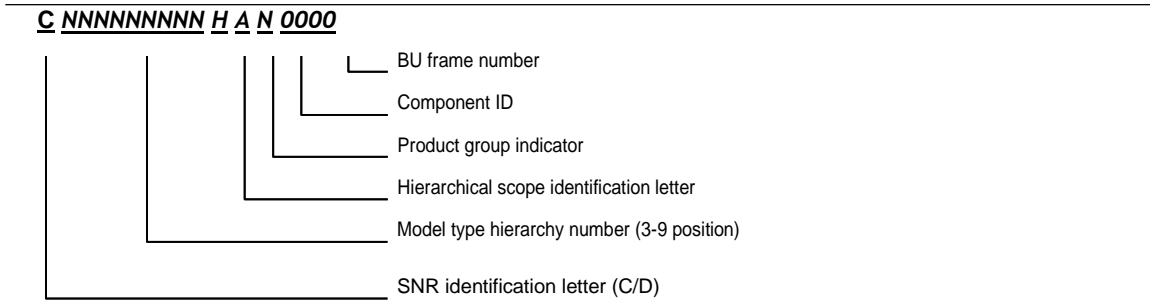
Vehicle model series in MBC



5.2.1.2 Main model scopes of the SU hierarchy (Truck Group only)



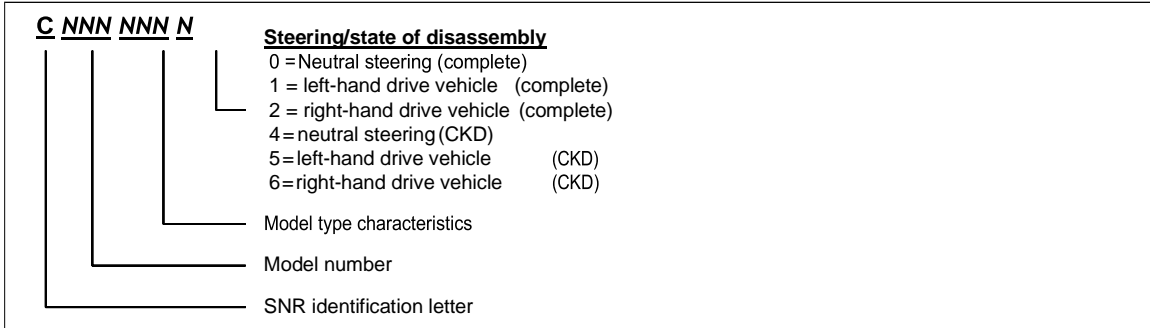
Main scopes of the model based on the parts list scope number



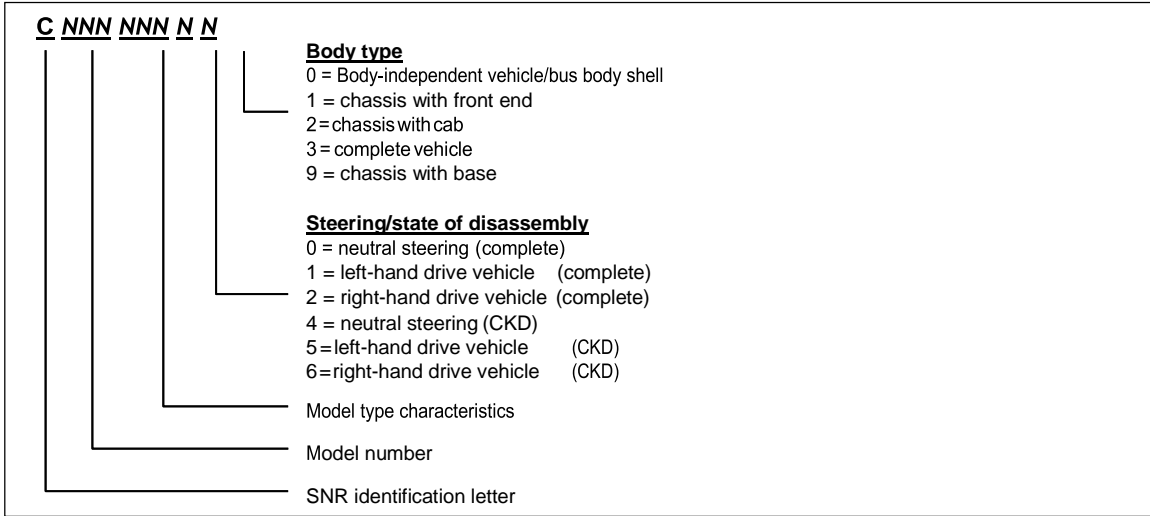
Main scopes of the model based on the model type scope number

5.2.2 Production documentation

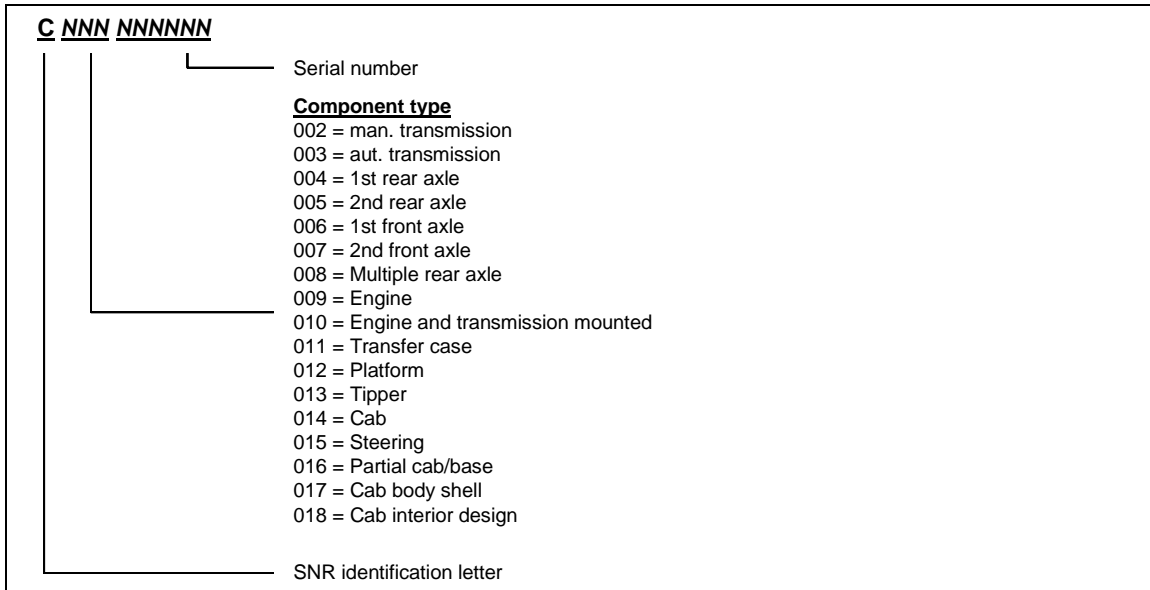
5.2.2.1 Class identifier PKW (passenger vehicles) model type version



5.2.2.2 Class identifier NFZ (commercial vehicles) model type version



5.2.2.3 Component model versions (additive/subtractive documentation)



A complete listing of the types of variants cannot be shown here.

5.2.3 Replacement parts (ET) status documentation

In the ET area, only the component variant item number is used. Special ET statuses exist for this item number. That means this item number is used as determined by production and then supplemented with the ET-ES1. The ET-ES1 documents statuses such as "new component variant" and "return delivery status".

5.3 Examples of the input and print format

5.3.1 Examples of the input and print format in development and production:

Vehicle model series (FBR)

Entry format / input format													
KB	Item number												
C	1	1	1										
01	02	03	04	05	06	07	08	09	10	11	12		

Output format / print format																	
KB	Item number																
C		1	1	1													
01	02	03	04	05	06	07	08	09	10	11	12	13	14	15	16	17	18

Vehicle model 6-position (FBM)

Entry format / input format												
KB	Item number											
C	1	1	1	2	2	2						
01	02	03	04	05	06	07	08	09	10	11	12	13

Output format / print format																	
KB	Item number																
C		1	1	1	.	2	2	2									
01	02	03	04	05	06	07	08	09	10	11	12	13	14	15	16	17	18

Vehicle model 8-position (FBM)

Entry format / input format												
KB	Item number											
C	1	1	1	2	2	2	3	3				
01	02	03	04	05	06	07	08	09	10	11	12	13

Output format / print format																	
KB	Item number																
C		1	1	1	.	2	2	2	-	3	3						
01	02	03	04	05	06	07	08	09	10	11	12	13	14	15	16	17	18

Component variants in the Truck Group (AGV in TG)

Entry format / input format													
KB	Item number												
C	1	1	1	2	2	2	2	2	2				
01	02	03	04	05	06	07	08	09	10	11	12	13	

Output format / print format																	
KB	Item number																
C		1	1	1		2	2	2	2	2							
01	02	03	04	05	06	07	08	09	10	11	12	13	14	15	16	17	18

Parts lists scope hierarchy

Entry format / input format																					
KB	Item number													ES1				ES2			
C	1	1	1	2	2	2								H	T	3	3	4	4	4	4
01	02	03	04	05	06	07	08	09	10	11	12	13	14	15	16	17	18	19	20	21	

Output format / print format																													
KB	Item number																		ES1				ES2						
C		1	1	1	.	2	2	2																					
01	02	03	04	05	06	07	08	09	10	11	12	13	14	15	16	17	18	19	20	21	22	23	24	25	26	27	28		

5.3.2 Examples of the input and print format in the ET area:

Vehicle model (FBM)

Entry format / input format													
KB	Item number												
C	1	1	1	2	2	2	3	3					
01	02	03	04	05	06	07	08	09	10	11	12	13	

Output format / print format																	
KB	Item number																
C		1	1	1		2	2	2		3	3						
01	02	03	04	05	06	07	08	09	10	11	12	13	14	15	16	17	18

Component variant (additive/subtractive documentation)

Entry format / input format

KB	Item number												ES1		ES2				
C	0	1	1	2	2	2	2	2	2					3	3	4	4	4	4
01	02	03	04	05	06	07	08	09	10	11	12	13	14	15	18	19	20	21	

Output format / print format

KB	Item number																		ES1		ES2				
C			0	1	1		2	2	2	2	2	2							3	3		4	4	4	4
01	02	03	04	05	06	07	08	09	10	11	12	13	14	15	16	17	18	19	20	21	24	25	26	27	28

6 Item number identification letter "D"

© SNR-KB "D" component models and model series

Purpose:

SNR identification letter D identifies the following:

- Component model series (ABR)
- Component models (ABM)
- Kit models
- Main scopes of the SU hierarchy for component models.

A component model is an element of vehicle models or a stand-alone sales item.

Scope:

Products and systems at MBC, GSP (Global Service and Parts), EvoBus and VAN and in the Truck Group for the Mercedes-Benz AG and Setra brands.

6.1 Display templates

Explanation of the structural representation of the item number:


Constant characters are displayed in normal type, and variable occurrences are in italics. Variables indicate:

Character:	Meaning:
<i>A</i>	= <i>only alphabetic characters are permitted</i>
<i>N</i>	= <i>only numeric characters are permitted</i>


6.2 Documentation/structure of the class identifier

6.2.1 Development documentation

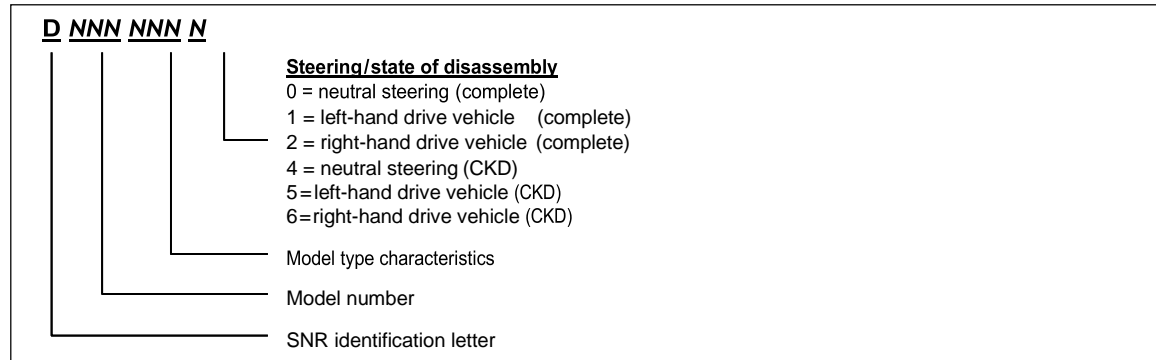
6.2.1.1 Component model series



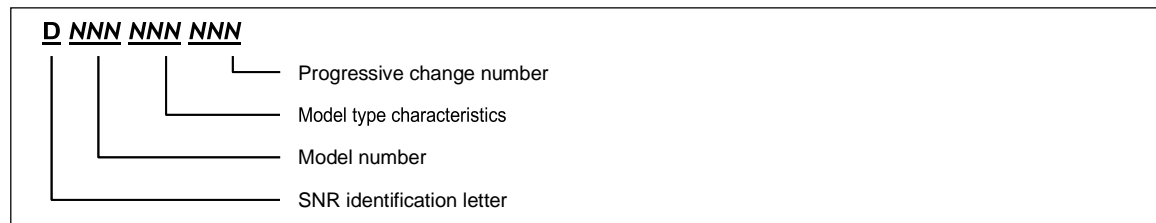
6.2.1.2 Component model (engine, steering, transmission, etc.)




6.2.1.3 Component model type



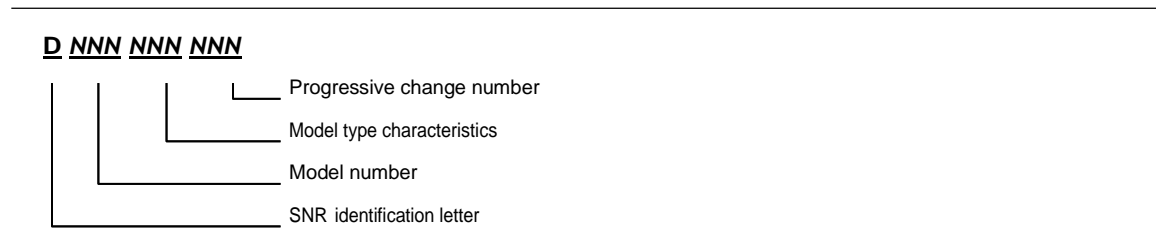
6.2.1.4 Industrial engine model (additive/subtractive documentation only)



6.2.1.5 Licensee component



6.2.1.6 Kit models

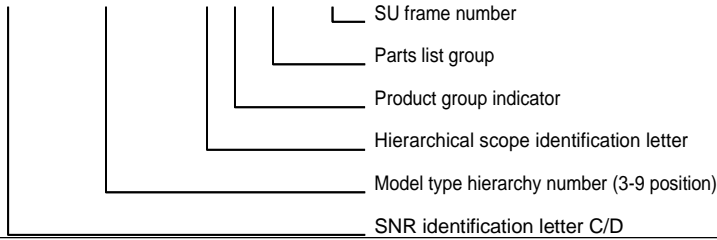


Kit models consist of at least two component models (e.g. engine and transmission), but as sales items are not vehicles.

6.2.1.7 Main model scopes of the SU hierarchy (Truck Group only)

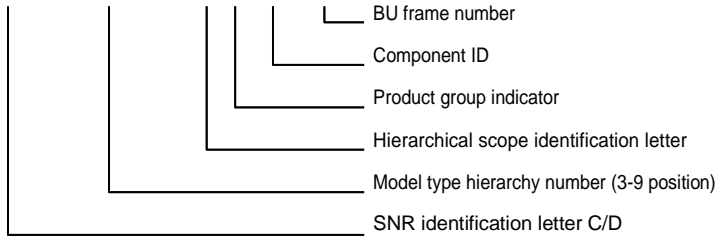
Main model scope numbers can be formed on the basis of model scopes and parts list scopes and occur as C and D item numbers.

D NNNNNNNNN H A NN NNNN



Main scopes of the model based on the parts list scope number.

D NNNNNNNNN H A NN 0000

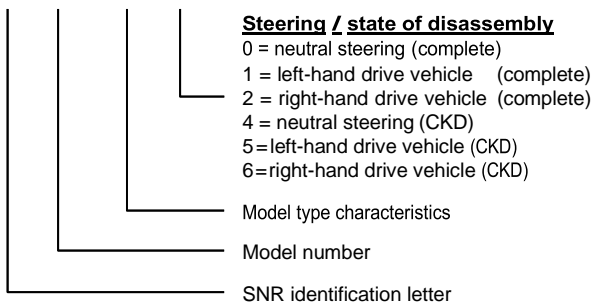


Main model scopes of the SU hierarchy (Truck Group only).

6.2.2 Production status documentation

6.2.2.1 Component model type

D NNN NNN N



6.2.3 Replacement parts (ET) status documentation

Item numbers with identification letter D are not used in the ET system. ET component orders are processed with an A item number (component assembly complete).

6.3 Examples of the input and print format

Component models (ABR)

Entry format / input format													
KB	Item number												
D	1	1	1	2	2								
01	02	03	04	05	06	07	08	09	10	11	12	13	

Output format / print format																	
KB	Item number																
D		1	1	1	.	2	2										
01	02	03	04	05	06	07	08	09	10	11	12	13	14	15	16	17	18

Component model (ABM) (6-position)

Entry format / input format													
KB	Item number												
D	1	1	1	2	2	2							
01	02	03	04	05	06	07	08	09	10	11	12	13	

Output format / print format																	
KB	Item number																
D		1	1	1	.	2	2	2									
01	02	03	04	05	06	07	08	09	10	11	12	13	14	15	16	17	18

Component model (ABM) + steering. /CKD (completely knocked down)

Entry format / input format													
KB	Item number												
D	1	1	1	2	2	2	3						
01	02	03	04	05	06	07	08	09	10	11	12	13	

Output format / print format																	
KB	Item number																
D		1	1	1	.	2	2	2	-	3							
01	02	03	04	05	06	07	08	09	10	11	12	13	14	15	16	17	18

Industrial engines (additive/subtractive doc.)

Entry format / input format

KB	Item number												
D	1	1	1	2	2	2	3	3	3				
01	02	03	04	05	06	07	08	09	10	11	12	13	

Output format / print format

KB	Item number																	
D		1	1	1	.	2	2	2	-	3	3	3						
01	02	03	04	05	06	07	08	09	10	11	12	13	14	15	16	17	18	

7 Item number identification letter F"

© SNR-KB "F" manufacturing equipment

Purpose:

SNR identification letter F is used exclusively to identify technical documentation.

Scope:

Item numbers with identification letter F and identification numbers 0-9 are valid for all areas of the Mercedes-Benz AG brand.

7.1 Display templates

Explanation of the structural representation of the item number:

Constant characters are displayed in normal type, and variable occurrences are in italics. Variables indicate:

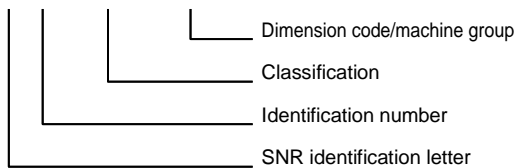
Character:	Meaning:
<i>N</i>	= <i>only numeric characters are permitted</i>
<i>X</i>	= <i>alphanumeric characters are permitted</i>

7.2 Documentation/structure of the class identifier:

7.2.1 Classification code for inventory

7.2.1.1 Identification numbers 1 and 9

F N NNNNN NNN

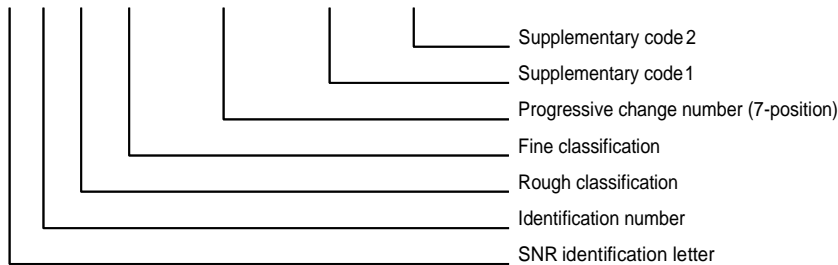


Identification number 1 = Machinery, mechanical equipment and manufacturing facilities
 Identification number 9 = Mechanization and production aids

7.2.2 Item numbers for production equipment

7.2.2.1 Identification numbers 2, 3, 5, 7, 8 and 9

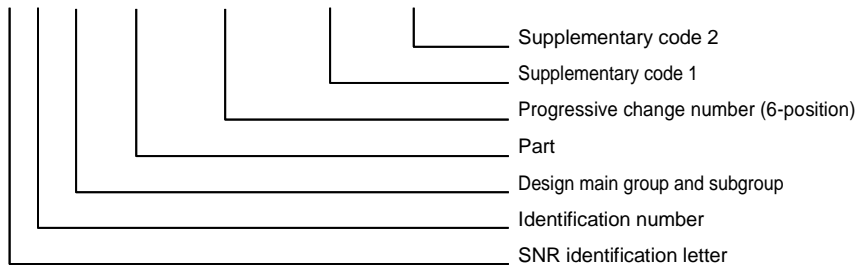
F N NN NN NNNNNN XNNN NNNN



- Identification number
- 2 = Manually operated machinery
 - 3 = Tools
 - 5 = Jigs and fixtures, classified according to the process
 - 7 = Chucking tools
 - 8 = Production facility assemblies
 - 9 = Mechanization and production aids, including accessories

7.2.2.2 Identification number 6

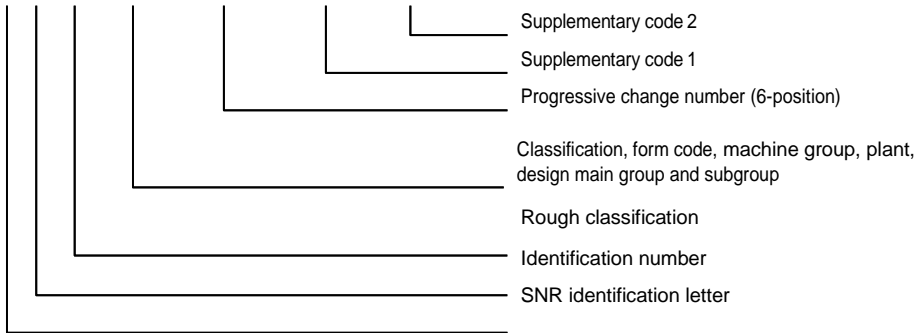
F 6 NN NNN NNNNNN XNNN NNNN



Identification number 6 = Jigs and fixtures, classified according to the product

7.2.2.3 Identification number 0

F 0 NN NNN NNNNNN XNNN NNNN



Identification number 0 = technical documentation

Utilization of supplementary code 1

ES1 is used to represent the following:

- Modification of the basic form (1st position = 1)
- Special component of the machinery and equipment (1st position = 0)
- Inventory index (1st position alphanumeric)

7.3 Examples of the input and print format

Entry format / input format

KB	Item number												ES1				ES2			
F	0	1	1	1	1	1	2	2	2	2	2	2	3	3	3	3	4	4	4	4
01	02	03	04	05	06	07	08	09	10	11	12	13	14	15	16	17	18	19	20	21

Output format / print format

KB	Item number																		ES1				ES2				
F	0		1	1	1		1	1		2	2	2	2	2	2				3	3	3	3		4	4	4	4
01	02	03	04	05	06	07	08	09	10	11	12	13	14	15	16	17	18	19	20	21	22	23	24	25	26	27	28

Entry format / input format

KB	Item number												ES1				ES2				
F	1	1	1	1	1	1	2	2	2	2	2	2	2	3	3	3	3	4	4	4	4
01	02	03	04	05	06	07	08	09	10	11	12	13	14	15	16	17	18	19	20	21	

Output format / print format

KB	Item number																		ES1				ES2				
F	1		1	1	1	1		2	2	2	2	2	2	2					3	3	3	3		4	4	4	4
01	02	03	04	05	06	07	08	09	10	11	12	13	14	15	16	17	18	19	20	21	22	23	24	25	26	27	28

Entry format / input format

KB	Item number													ES1				ES2			
F	2	1	1	1	1	2	2	2	2	2	2	2	2	3	3	3	3	4	4	4	4
01	02	03	04	05	06	07	08	09	10	11	12	13	14	15	16	17	18	19	20	21	

Output format / print format

KB	Item number																			ES1				ES2			
F	2		1	1	1	1		2	2	2	2	2	2	2					3	3	3	3		3	3	3	3
01	02	03	04	05	06	07	08	09	10	11	12	13	14	15	16	17	18	19	20	21	22	23	24	25	26	27	28

Entry format / input format

KB	Item number													ES1				ES2			
F	3	1	1	1	1	2	2	2	2	2	2	2	2	3	3	3	3	4	4	4	4
01	02	03	04	05	06	07	08	09	10	11	12	13	14	15	16	17	18	19	20	21	

Output format / print format

KB	Item number																			ES1				ES2			
F	3		1	1	1	1		2	2	2	2	2	2	2					3	3	3	3		4	4	4	4
01	02	03	04	05	06	07	08	09	10	11	12	13	14	15	16	17	18	19	20	21	22	23	24	25	26	27	28

Entry format / input format

KB	Item number													ES1				ES2			
F	5	1	1	1	1	2	2	2	2	2	2	2	2	3	3	3	3	4	4	4	4
01	02	03	04	05	06	07	08	09	10	11	12	13	14	15	16	17	18	19	20	21	

Output format / print format

KB	Item number																			ES1				ES2			
F	5		1	1	1	1		2	2	2	2	2	2	2					3	3	3	3		4	4	4	4
01	02	03	04	05	06	07	08	09	10	11	12	13	14	15	16	17	18	19	20	21	22	23	24	25	26	27	28

Entry format / input format

KB	Item number													ES1				ES2			
F	6	1	1	1	1	1	2	2	2	2	2	2	2	3	3	3	3	4	4	4	4
01	02	03	04	05	06	07	08	09	10	11	12	13	14	15	16	17	18	19	20	21	

Output format / print format

KB	Item number																			ES1				ES2			
F	6		1	1	1		1	1		2	2	2	2	2	2				3	3	3	3		4	4	4	4
01	02	03	04	05	06	07	08	09	10	11	12	13	14	15	16	17	18	19	20	21	22	23	24	25	26	27	28

Entry format / input format

KB	Item number												ES1				ES2			
F	7	1	1	1	1	2	2	2	2	2	2	2	3	3	3	3	4	4	4	4
01	02	03	04	05	06	07	08	09	10	11	12	13	14	15	16	17	18	19	20	21

Output format / print format

KB	Item number																		ES1				ES2				
F	7		1	1	1	1		2	2	2	2	2	2					3	3	3	3		4	4	4	4	
01	02	03	04	05	06	07	08	09	10	11	12	13	14	15	16	17	18	19	20	21	22	23	24	25	26	27	28

Entry format / input format

KB	Item number												ES1				ES2			
F	9	1	1	1	1	2	2	2	2	2	2	2	3	3	3	3	4	4	4	4
01	02	03	04	05	06	07	08	09	10	11	12	13	14	15	16	17	18	19	20	21

Output format / print format

KB	Item number																		ES1				ES2				
F	9		1	1	1	1		2	2	2	2	2	2					3	3	3	3		4	4	4	4	
01	02	03	04	05	06	07	08	09	10	11	12	13	14	15	16	17	18	19	20	21	22	23	24	25	26	27	28

8 Item number identification letter "G"

© SNR-KB "G" basic parts lists

Purpose:

SNR identification letter G is used to identify basic parts lists and type versions of basic parts lists. A basic parts list contains the basic scope of a chassis, body or component, which is identified by means of a 3-, 4- or 5-position SNR. The basic parts lists are always varied with a 6-position SNR. The basic parts lists vary according to a basic model. Basic parts lists are used only to document models in accordance with the "legacy" (additive/subtractive) documentation method.

Scope:

Basic parts list numbers are valid only with legacy products.


8.1 Display templates

Explanation of the structural representation of the item number:	
Constant characters are displayed in normal type, and variable occurrences are in italics. Variables indicate:	
Character:	Meaning:
A	<i>= only alphabetic characters are permitted</i>
N	<i>= only numeric characters are permitted</i>

8.2 Documentation/structure of the class identifier:


8.2.1 Basic parts lists for products of the Mercedes-Benz AG brand

8.2.1.1 3-position basic parts list number



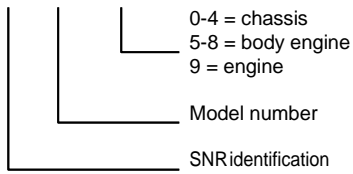
8.2.1.2 4-position basic parts list number

The determination of the fourth item number position is accomplished differently within each business division and unit. The various methods are outlined below.



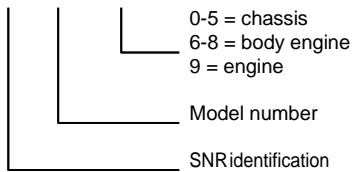
Basic parts list – passenger cars

G NNN N



Basic parts list – vans

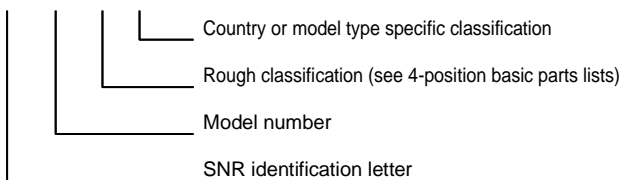
G NNN N



Basic parts list – truck/bus/Unimog

8.2.2 5-position basic parts list number

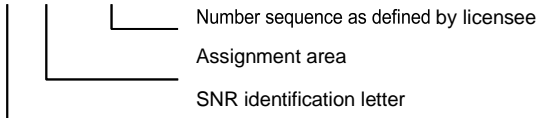
G NNN N NN



Type version of basic parts list

8.2.3 Basic parts list number for component parts lists

G AA NNNN



8.3 Examples of the input and print format

8.3.1 In development:

Entry format / input format													
KB	Item number												
G	1	1	1										
01	02	03	04	05	06	07	08	09	10	11	12	13	

Output format / print format																	
KB	Item number																
G		1	1	1	.												
01	02	03	04	05	06	07	08	09	10	11	12	13	14	15	16	17	18

Entry format / input format													
KB	Item number												
G	1	1	1	2	2	2							
01	02	03	04	05	06	07	08	09	10	11	12	13	

Output format / print format																	
KB	Item number																
G		1	1	1	.	2	2	2									
01	02	03	04	05	06	07	08	09	10	11	12	13	14	15	16	17	18

8.3.2 In production:

Entry format / input format																				
KB	Item number													ES1 KGUL			ES2			
G	1	1	1											1	2		L			
01	02	03	04	05	06	07	08	09	10	11	12	13	14	15	16	17	18	19	20	21

Output format / print format																												
KB	Item number																	ES1 KGUL			ES2							
G		1	1	1	.													1	2		L							
01	02	03	04	05	06	07	08	09	10	11	12	13	14	15	16	17	18	19	20	21	22	23	24	25	26	27	28	

Entry format / input format

KB	Item number													ES1				ES2			
G	1	1	1	2	2	2								1	2	3	L				
01	02	03	04	05	06	07	08	09	10	11	12	13	14	15	16	17	18	19	20	21	

Output format / print format

KB	Item number														ES1 KGU L					ES2							
G		1	1	1	.	2	2	2										1	2	3	L						
01	02	03	04	05	06	07	08	09	10	11	12	13	14	15	16	17	18	19	20	21	22	23	24	25	26	27	28

9 Item number identification letter "H"

© SNR-KB "H" MB test and licensee parts

Purpose:

The SNR identification letter H is used to identify:

- Test parts,
- In-house design parts from licensees,
- In-house design parts from cooperation partners,
- Upholstery material,
- Customer-requested parts, certification drawings.

Scope:

Products and systems at MBC, GSP (Global Service and Parts), EvoBus and VAN and in the Truck Group for the Mercedes-Benz AG and Setra brands.

9.1 Display templates

Explanation of the structural representation of the item number:

Constant characters are displayed in normal type, and variable occurrences are in italics. Variables indicate:

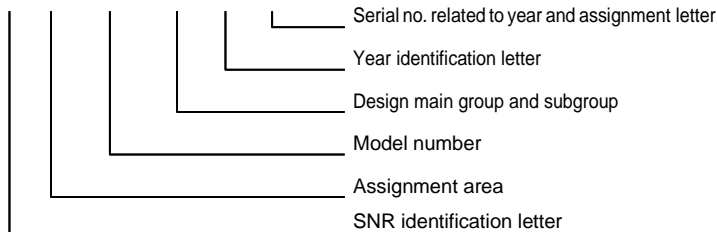
Character:	Meaning:
<i>A</i>	= <i>only alphabetic characters are permitted</i>
<i>N</i>	= <i>only numeric characters are permitted</i>
<i>X</i>	= <i>alphanumeric characters are permitted</i>

9.2 Documentation/structure of the class identifier:

9.2.1 Development documentation

9.2.1.1 Item number for non-series test parts with assignment letter and year identification letter

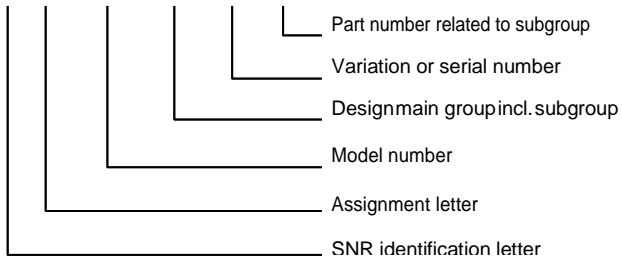
H AA NNN NNN A NNN



This item number is used for **non-series** test parts.

9.2.1.2 Item number for non-series test parts and in-house design parts from licensees and cooperation partners

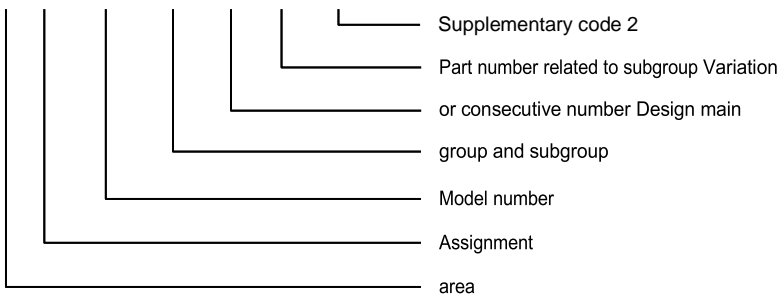
H AA NNN NNN NN NN



This item number is used for **series** test parts.

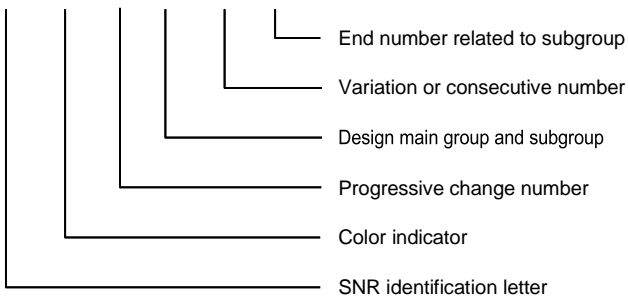
9.2.1.3 Parts in trim color

H AA NNN NNN NN NN XXXX



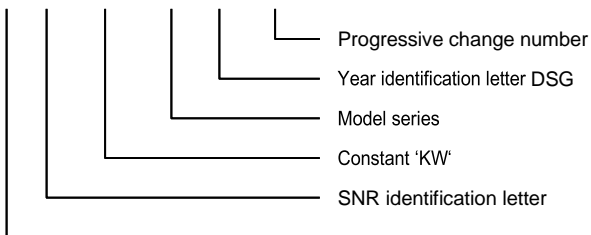
9.2.1.4 Upholstery material

H NNNN N NNN NN NN

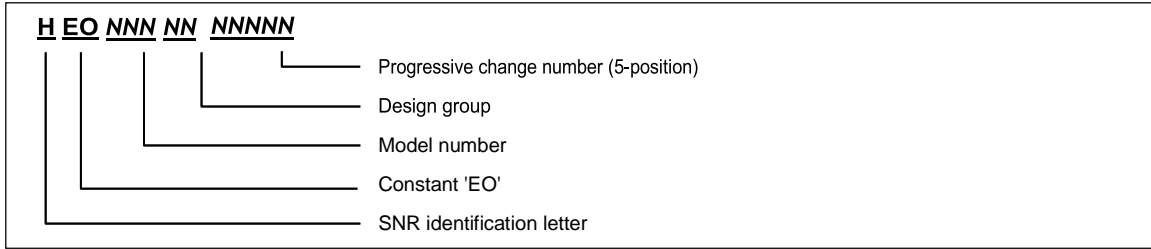


9.2.1.5 MBC (Mercedes-Benz Cars) parts integrated at the request of the customer)

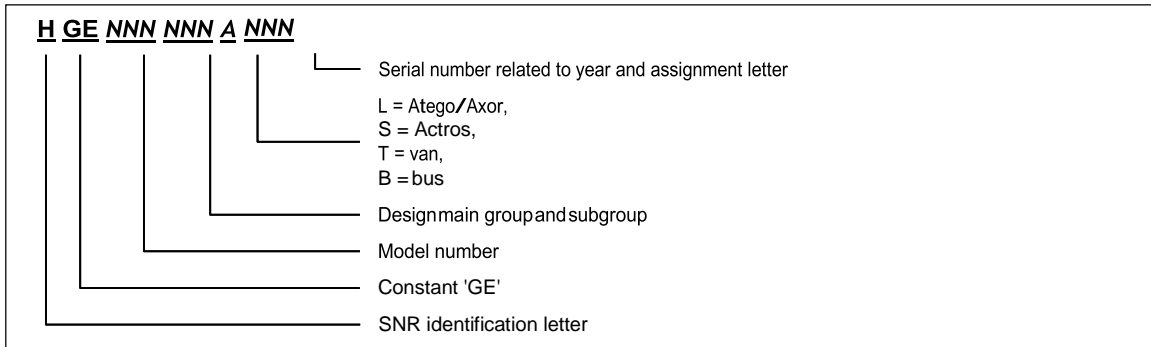
H KW NNN NNN A NNN



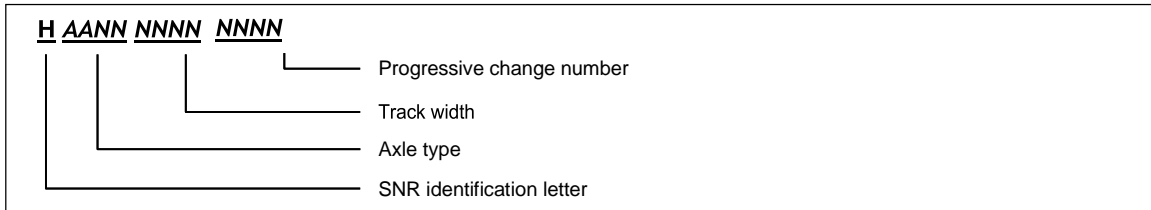
9.2.1.6 Records of basic documentation at EvoBus



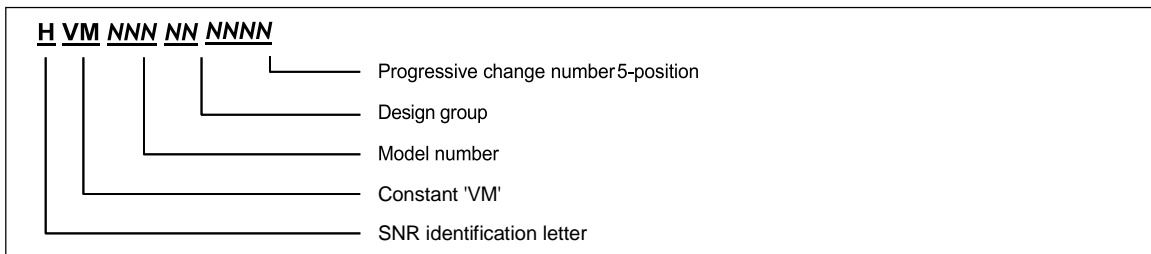
9.2.1.7 Certification drawings in the Truck Group



9.2.1.8 Proposal drawings for trailer axles and axle systems



9.2.1.9 Item numbers for welding and adhesive joint documentation



9.2.1.10 Item numbers for documentation of advance design scopes at Truck engine development

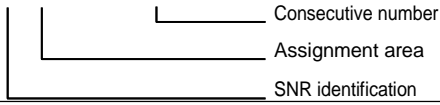
In Truck engine development, item numbers with the identification letter H and an assignment area of

- M

L are utilized for advance design scopes.

9.2.1.11 Trailer parts item numbers

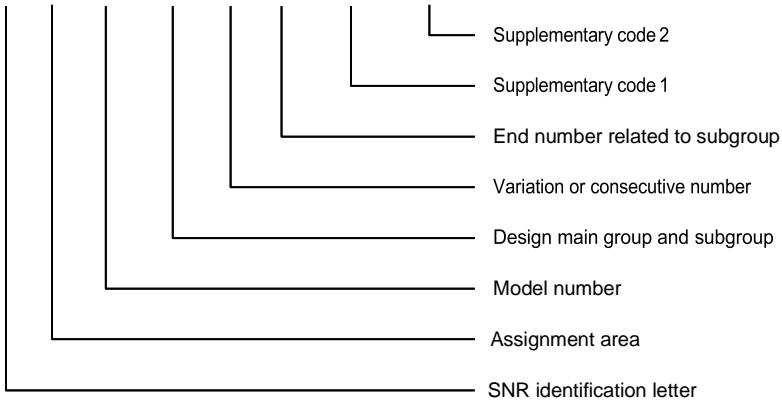
H AA NNNNNNNNNN



The trailer parts item number is a consecutive non-significant number.

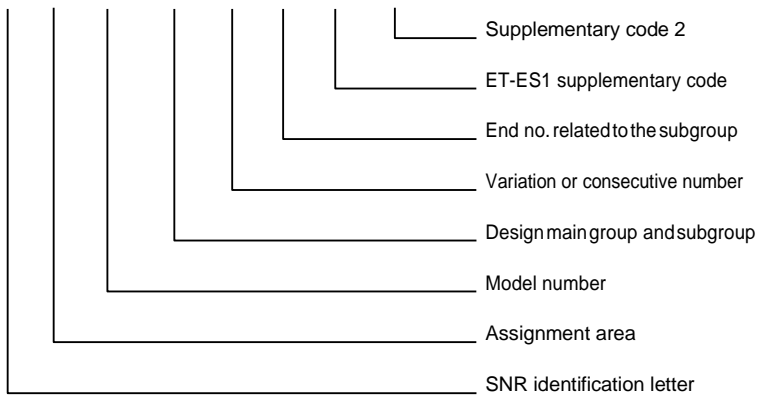
9.2.2 Production documentation

H XX NNN NNN NN NN NNNN XXXX



9.2.3 Documentation in the ET area

H XX NNN NNN NN NN NN XXXX



12-position SNR with ES

9.3 Examples of the input and print format

9.3.1 In development:

Color-neutral part

Entry format / input format													
KB	Item number												
H	1	1	2	2	2	3	3	3	4	4	5	5	
01	02	03	04	05	06	07	08	09	10	11	12	13	

Output format / print format																	
KB	Item number																
H		1	1		2	2	2		3	3	3		4	4		5	5
01	02	03	04	05	06	07	08	09	10	11	12	13	14	15	16	17	18

Color part

Entry format / input format																					
KB	Item number													ES1				ES2			
H	1	1	2	2	2	3	3	3	4	4	5	5					6	6	6	6	
01	02	03	04	05	06	07	08	09	10	11	12	13	14	15	16	17	18	19	20	21	

Output format / print format																											
KB	Item number																	ES1				ES2					
H		1	1		2	2	2		3	3	3		4	4		5	5					6	6	6	6		
01	02	03	04	05	06	07	08	09	10	11	12	13	14	15	16	17	18	19	20	21	22	23	24	25	26	27	28

Customer request

Entry format / input format												
KB	Item number											
H	C	W	2	2	2	3	3	3	4	4	5	5
01	02	03	04	05	06	07	08	09	10	11	12	13

Output format / print format																	
KB	Item number																
H		C	W		2	2	2		3	3	3		4	4		5	5
01	02	03	04	05	06	07	08	09	10	11	12	13	14	15	16	17	18

9.3.2 In production:

Entry format / input format																											
KB	Item number													ES1				ES2									
H	1	1	2	2	2	3	3	3	4	4	5	5	6	6	6	6	7	7	7	7							
01	02	03	04	05	06	07	08	09	10	11	12	13	14	15	16	17	18	19	20	21							
Output format / print format																											
KB	Item number																		ES1				ES2				
H		1	1		2	2	2		3	3	3		4	4		5	5		6	6	6	6		7	7	7	7
01	02	03	04	05	06	07	08	09	10	11	12	13	14	15	16	17	18	19	20	21	22	23	24	25	26	27	28

9.3.3 In sales:

Entry format / input format																									
KB	Item number													ES1		ES2									
H	1	1	2	2	2	3	3	3	4	4	5	5	6	6	7	7	7	7							
01	02	03	04	05	06	07	08	09	10	11	12	13	14	15	16	17	18	19							
Output format / print format																									
KB	Item number																		ES1		ES2				
H		1	1		2	2	2		3	3	3		4	4		5	5		6	6		7	7	7	7
01	02	03	04	05	06	07	08	09	10	11	12	13	14	15	16	17	18	19	20	21	22	23	24	25	26

10 Item number identification letter "J"

© SNR-KB "J" inventory number

Purpose:

The inventory number is a consecutive progressive change number that identifies tangible fixed assets that must be inventoried in line with tax and commercial law. SNR identification letter J is used to identify inventory numbers.

Scope:

Inventory numbers are valid in all areas of Mercedes-Benz AG with the exception of MFTBC and Freightliner.

10.1 Display templates

Explanation of the structural representation of the item number:

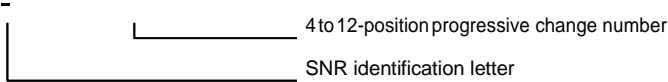
Constant characters are displayed in normal type, and variable occurrences are in italics. Variables indicate:

Character:	Meaning:
<i>A</i>	= <i>only alphabetic characters are permitted</i>
<i>N</i>	= <i>only numeric characters are permitted</i>
<i>X</i>	= <i>alphanumeric characters are permitted</i>

10.2 Documentation/structure of the class identifier:

10.2.1 Structure of the inventory number

J NNNNNNNNNNNN



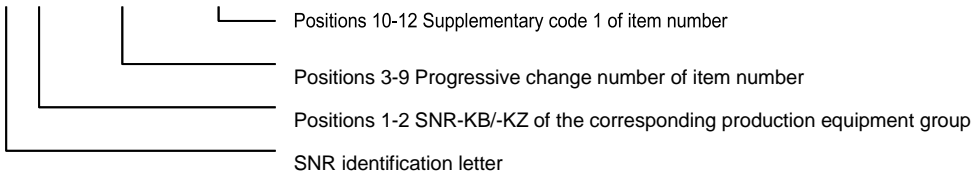
Basic structure of the inventory number

10.2.2 Exceptions

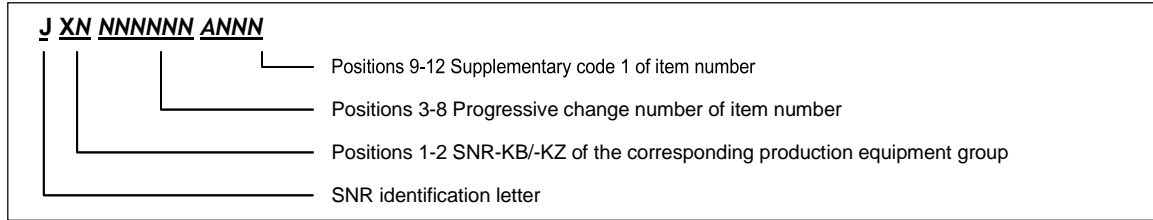
Due to the varying assignment of inventory numbers in the plants, the following additional variants may be possible for the inventoried production equipment allocated to the above production equipment groups:

10.2.2.1 Exception 1:

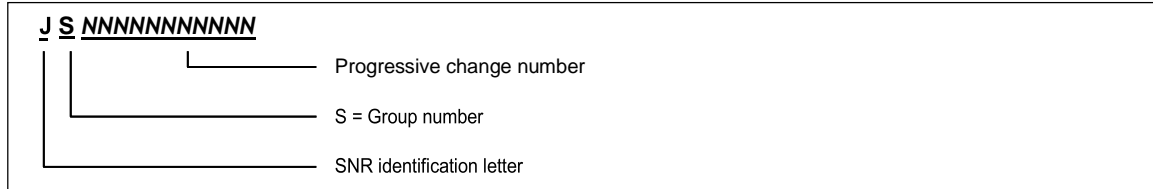
J XN NNNNNNN ANN



10.2.2.2 Exception 2:



10.2.2.3 Exception 3:



10.3 Examples of the input and print format

Entry format / input format																											
KB	Item number												ES1				ES2										
J	1	1	1	1	1	1	1	1	1	1	1	1	2	2	2	2	3	3	3	3							
01	02	03	04	05	06	07	08	09	10	11	12	13	14	15	16	17	18	19	20	21							
Output format / print format																											
KB	Item number												ES1				ES2										
J		1	1	1	1	1	1	1	1	1	1	1					2	2	2	2	3	3	3	3			
01	02	03	04	05	06	07	08	09	10	11	12	13	14	15	16	17	18	19	20	21	22	23	24	25	26	27	28

Entry format / input format																	
KB	Item number																
J	F	2	1	1	1	1	1	1	1	2	2	2					
01	02	03	04	05	06	07	08	09	10	11	12	13					
Output format / print format																	
KB	Item number																
J		F	2		1	1	1	1	1	1	1	2	2	2			
01	02	03	04	05	06	07	08	09	10	11	12	13	14	15	16	17	18

Entry format / input format

KB	Item number												
J	F	6	1	1	1	1	1	1	2	2	2		
01	02	03	04	05	06	07	08	09	10	11	12	13	

Output format / print format

KB	Item number																	
J		F	6		1	1	1	1	1	1		2	2	2				
01	02	03	04	05	06	07	08	09	10	11	12	13	14	15	16	17	18	

Entry format / input format

KB	Item number												
J	S	1	1	1	1	1	1	1	1	1	1	1	1
01	02	03	04	05	06	07	08	09	10	11	12	13	

Output format / print format

KB	Item number																	
J			S	1	1	1	1	1	1	1	1	1	1	1	1			
01	02	03	04	05	06	07	08	09	10	11	12	13	14	15	16	17	18	

11 Item number identification letter "M"

© SNR-KB "M" partner item number

Purpose:

SNR identification letter M is used to encode partner item numbers.

Scope:

Products and systems at MBC, GSP (Global Service and Parts), EvoBus and VAN and in the Truck Group for the Mercedes-Benz AG and Setra brands.

11.1 Display templates

Explanation of the structural representation of the item number:

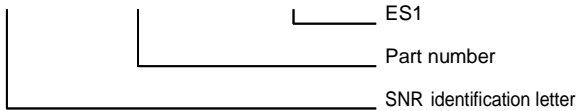
Constant characters are displayed in normal type, and variable occurrences are in italics. Variables indicate:

Character:	Meaning:
<i>A</i>	= <i>only alphabetic characters are permitted</i>
<i>N</i>	= <i>only numeric characters are permitted</i>
<i>X</i>	= <i>alphanumeric characters are permitted</i>

11.2 Documentation/structure of the class identifier:

11.2.1 "Old" material item number

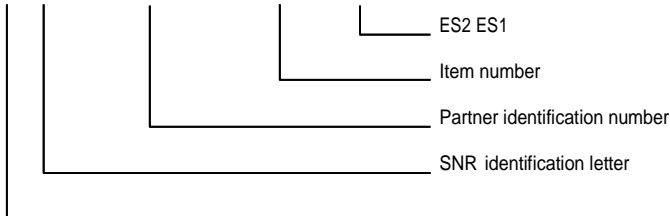
M NNNNNNNNNNNN NNNN



In the "old" material item number, the ES1 is a fixed part of the SNR.

11.2.2 Partner item number

M A XXXXXXXXXXXX XXXX XXXX



The minimum length is M plus four positions.

11.3 Examples of the input and print format

Material item number "old"

Entry format / input format																									
KB	Item number													ES1				ES2							
M	1	1	1	1	1	1	1	1	1	1	1	1	1	2	2	2	2								
01	02	03	04	05	06	07	08	09	10	11	12	13	14	15	16	17	18	19	20	21					

Output format / print format																											
KB	Item number													ES1				ES2									
M		1	1	1	1	1	1		1	1	1	1	1					2	2	2	2						
01	02	03	04	05	06	07	08	09	10	11	12	13	14	15	16	17	18	19	20	21	22	23	24	25	26	27	28

Partner item number (ES1/2 opt.)

Entry format / input format																											
KB	Item number													ES1				ES2									
M	A	1	1	1	1	1	1	1	1	1	1	1	1	2	2	2	2	3	3	3	3						
01	02	03	04	05	06	07	08	09	10	11	12	13	14	15	16	17	18	19	20	21	22	23	24	25	26	27	28

Output format / print format																											
KB	Item number													ES1				ES2									
M	A	1	1	1	1	1	1	1	1	1	1	1	1					2	2	2	2		3	3	3	3	
01	02	03	04	05	06	07	08	09	10	11	12	13	14	15	16	17	18	19	20	21	22	23	24	25	26	27	28

12 Item number identification letter "N"

© SNR-KB "N" standard parts

Purpose:

SNR identification letter N is used to identify standard parts.

Scope:

The standard part item number is valid for the Mercedes-Benz AG brand.

12.1 Display templates

Explanation of the structural representation of the item number:					
Constant characters are displayed in normal type, and variable occurrences are in italics. Variables indicate:					
<table border="1"> <tr> <th>Character:</th> <th>Meaning:</th> </tr> <tr> <td style="text-align: center;">N</td> <td>= <i>only numeric characters are permitted</i></td> </tr> </table>	Character:	Meaning:	N	= <i>only numeric characters are permitted</i>	
Character:	Meaning:				
N	= <i>only numeric characters are permitted</i>				

12.2 Documentation/structure of the class identifier:

12.2.1 Development documentation

N *NNNNNNNNNNNN*

The SNR identification letter N is used to identify MB standard parts for products and general need.

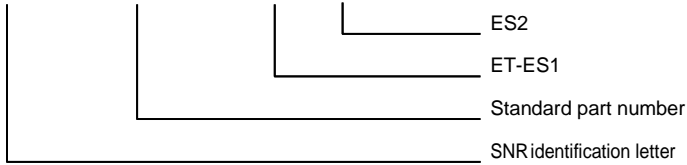
12.2.2 Production documentation

N *NNNNNNNNNNNN* *NNNN* *NNNN*

The standard part item number is supplemented with supplementary codes to represent special production statuses.

12.2.3 ET status documentation

N NNNNNNNNNNNN NN NNNN



The standard part item number is supplemented with supplementary code 1 (ES1) to represent special ET statuses.

12.3 Examples of the input and print format

12.3.1 Development documentation

Entry format / input format													
KB	Item number												
N	1	1	1	1	1	1	2	2	2	2	2	2	2
01	02	03	04	05	06	07	08	09	10	11	12	13	

Output format / print format																	
KB	Item number																
N		1	1	1	1	1	1		2	2	2	2	2	2			
01	02	03	04	05	06	07	08	09	10	11	12	13	14	15	16	17	18

12.3.2 Production documentation

Entry format / input format																					
KB	Item number													ES1				ES2			
N	1	1	1	1	1	1	2	2	2	2	2	2	3	3	3	3	4	4	4	4	
01	02	03	04	05	06	07	08	09	10	11	12	13	14	15	16	17	18	19	20	21	

Output format / print format																												
KB	Item number																		ES1					ES2				
N		1	1	1	1	1	1		2	2	2	2	2	2					3	3	3	3			4	4	4	4
01	02	03	04	05	06	07	08	09	10	11	12	13	14	15	16	17	18	19	20	21	22	23	24	25	26	27	28	

12.3.3 ET status documentation

Entry format / input format																									
KB	Item number												ES1		ES2										
N	1	1	1	1	1	1	2	2	2	2	2	2	3	3	4	4	4	4							
01	02	03	04	05	06	07	08	09	10	11	12	13	14	15	16	17	18	19							
Output format / print format																									
KB	Item number																		ES1		ES2				
N		1	1	1	1	1	1		2	2	2	2	2	2					3	3		4	4	4	4
01	02	03	04	05	06	07	08	09	10	11	12	13	14	15	16	17	18	19	20	21	22	23	24	25	26

13 Item number identification letter "P"

© SNR-KB "P" production item number

Purpose:

SNR identification letter P is used to represent production configurations of assemblies and delivery scopes that deviate from series production.

Scope:

In the Truck Group (TG), P item numbers are only used in the production documentation systems of the plants concerned.

At Mercedes-Benz Cars (MBC), P item numbers are used in Dialog P of the plants concerned and archived in Dialog Z.

13.1 Display templates

Explanation of the structural representation of the item number:

Constant characters are displayed in normal type, and variable occurrences are in italics. Variables indicate:

Character:	Meaning:
A	= <i>only alphabetic characters are permitted</i>
N	= <i>only numeric characters are permitted</i>

13.2 Documentation/structure of the class identifier:

P A NNN NNN NN N

1. Digit of end number related to DG/DSG

KB	Item number													ES1				ES2			
P	1	2	2	2	3	3	3	4	4	5	6	6	6	6	7	7	7	7			
01	02	03	04	05	06	07	08	09	10	11	12	13	14	15	16	17	18	19	20	21	
	Plant identification letter																				

KB	Item number													ES1				ES2			

13.3 Examples of the input and print format

01	02	03	04	05	06	07	08	09	10	11	12	13	14	15	16	17	18	19	20	21	22	23	24	25	26	27	28
Entry format / input format																											
Output format / print format																											

14 Item number identification letter “Q”

© SNR-KB "Q" general identification letter for other item numbers

Purpose:

SNR-KB Q is a general identification letter used to identify all item number types that do not have their own item number identification letter.

Scope:

Products and systems at MBC, GSP (Global Service and Parts), EvoBus and VAN and in the Truck Group for the Mercedes-Benz AG and Setra brands.

Identifiers assigned to item number identification letter Q:

Identifier:	Reserved for:
Q + numeric	Setra and SMART item numbers in the Japanese field organization, Japan
QAS	European Logistic Center articles
QAN	Local articles for sales and service outlets
QAV	Parts in the production planning workshop in Wörth
QB	Plant 10 production equipment
QC	CKD content
QC	Implementation of HHF item numbers in PDS
QE	Electronic parts (old)
QEV	Electronic parts (new)
QEV 111	Identification numbers in the SRM system
QEU	Euclid
QEKW	Customer request documentation (Bus)
QFA	Paint additives EvoBus
QFH	HS (high solid) paint EvoBus
QFM	MB-HPE (Mercedes-Benz HighPerformanceEngines) production material
QFS	Films for EvoBus (decorative films for bus outer paneling)
QFT	Color tables in the Dialog system
QFU	MB-HPE (Mercedes-Benz HighPerformanceEngines) non-production material
QFTAB	PDS color tables
QGXX	Dependent geometrics in the SMARAGD system; XX = plant code
QGT	Weight tables in the Dialog system
QH	Wiring harnesses for third parties (factory-internal use only)
QKS	Wiring harness modules
QK3	Tire codes (old)
QKM	International Harvester item numbers
QKV	Design liaison office in the Wörth plant
QL	Implementation of HHF item numbers in PDS
QM	Mitsubishi MFTBC item numbers
QN	DMU item numbers for van development in the SMARAGD system
QNT	Variant table with binary encoding data in the Dialog system
QP	Vehicle model code combination in MBC
QPE	Third-party item numbers in the plant 40 production systems
QPT	Variant tables in the Dialog system - plant production issues
QPPRN	Project numbers
QQ	DMU item numbers in MBC
QR	Tire codes (new)
QRE	Raw parts for third-party item numbers in plant 40 production systems
QSC	Paint codes for EvoBus

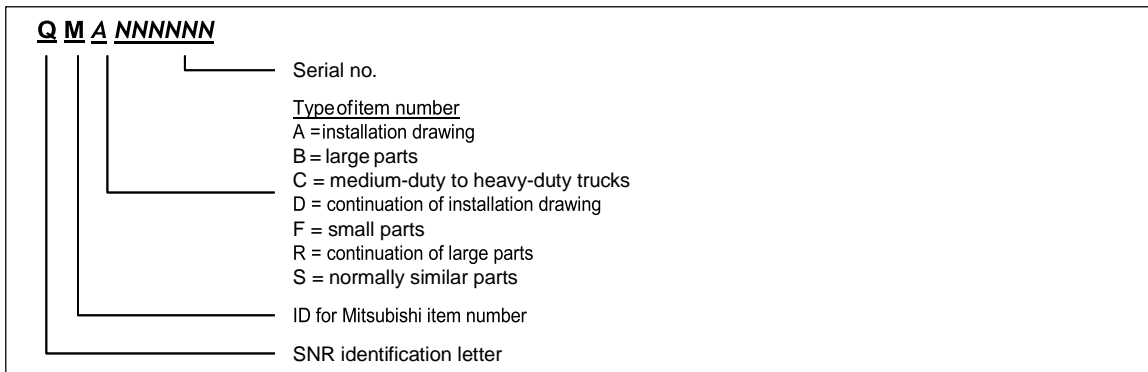
Identifier:	Reserved for:
QSL	Supplier item numbers in parts sales/service
QSTAT	Statistics in PDS
QT	Freightliner item number
QTT	Tolerance tables in the Dialog system
QVT	Engine control unit and variant tables in the Dialog system
QW	Bundling term for order-related documentation - Molsheim
QXJ	Procurement of prototype parts in Wörth
QZ	Records of legacy test drawings in the drawing documentation system (ZGDOK).
MBC program planning	
QA	Component type in PPL (production program planning)
QF	Vehicle type in PPL
QL	Vehicle model variant (by country) in PPL
Pseudo fillers	
QTEXT	If no item number is available, the value "QTEXT" must be entered. In addition, record type 716/field "Position text 1" must be carried over. The article description must be displayed in this field.
QLEERGUT	With the delivery of returned empties, "QLEERGUT" must have the quantity "1" in the "Delivery quantity 1" field

14.1 Display templates

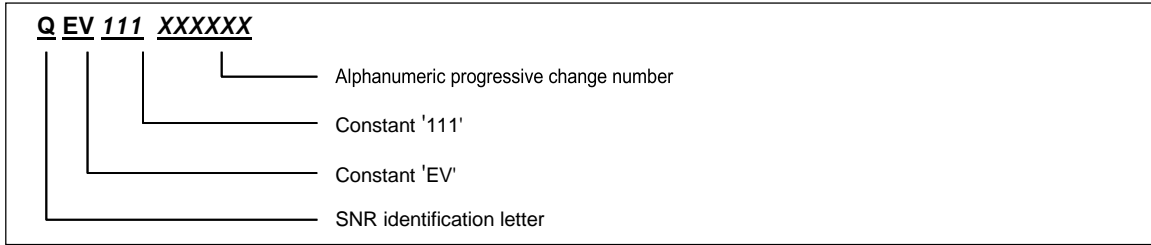
Explanation of the structural representation of the item number:								
<p>Constant characters are displayed in normal type, and variable occurrences are in italics. Variables indicate:</p> <table border="1"> <thead> <tr> <th>Character:</th> <th>Meaning:</th> </tr> </thead> <tbody> <tr> <td>A</td> <td>= <i>only alphabetic characters are permitted</i></td> </tr> <tr> <td>N</td> <td>= <i>only numeric characters are permitted</i></td> </tr> <tr> <td>X</td> <td>= <i>alphanumeric characters are permitted</i></td> </tr> </tbody> </table>	Character:	Meaning:	A	= <i>only alphabetic characters are permitted</i>	N	= <i>only numeric characters are permitted</i>	X	= <i>alphanumeric characters are permitted</i>
Character:	Meaning:							
A	= <i>only alphabetic characters are permitted</i>							
N	= <i>only numeric characters are permitted</i>							
X	= <i>alphanumeric characters are permitted</i>							

14.2 Documentation/structure of the class identifier:

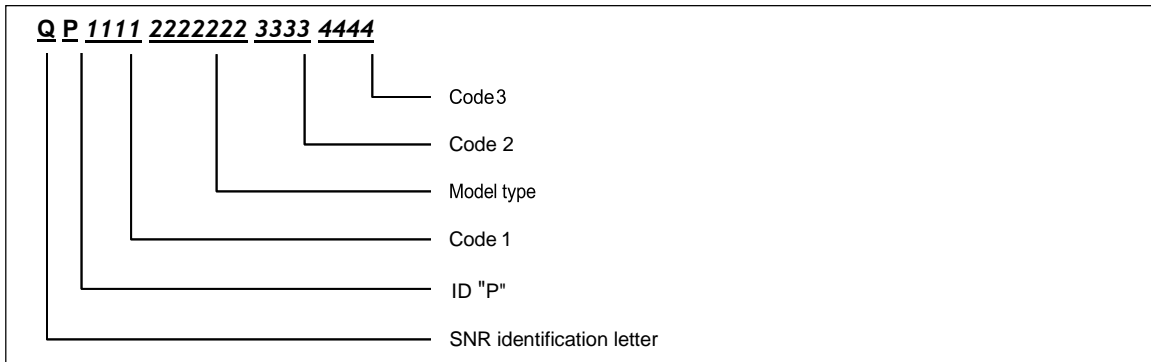
14.2.1 Documentation of the Mitsubishi-Fuso item number (at MFTBC)



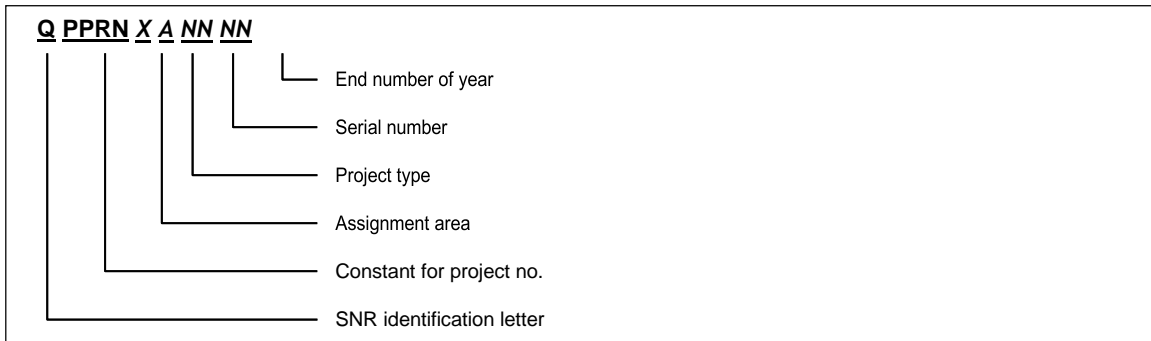
14.2.2 ID number



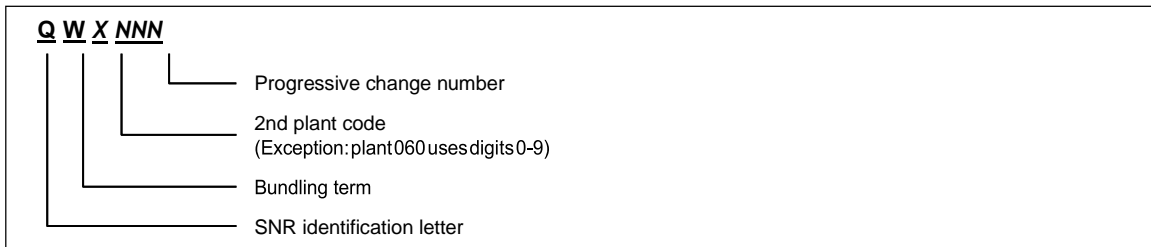
14.2.3 Documentation of vehicle model code combinations



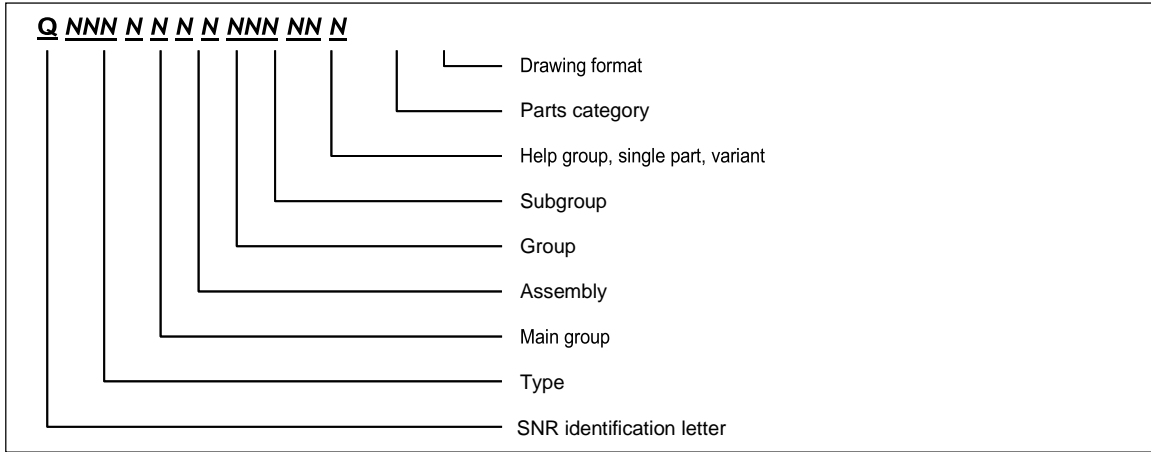
14.2.4 Project number in PDS



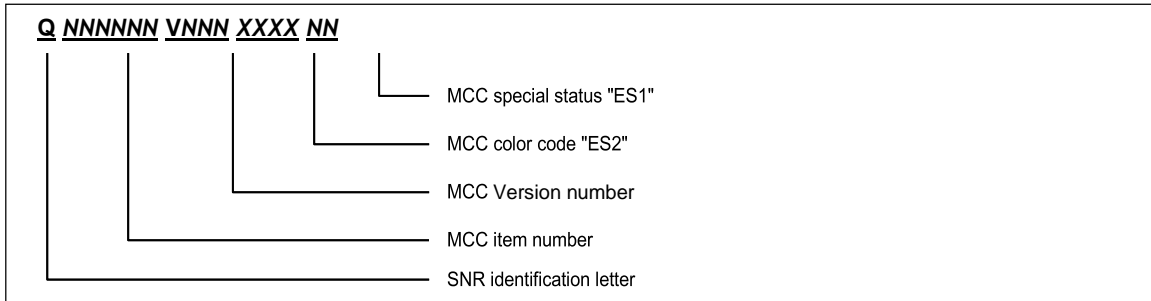
14.2.5 Bundling term for order-related documentation at CTT (Custom Trailored Trucks)



14.2.6 Setra item number in Mercedes-Benz AG systems



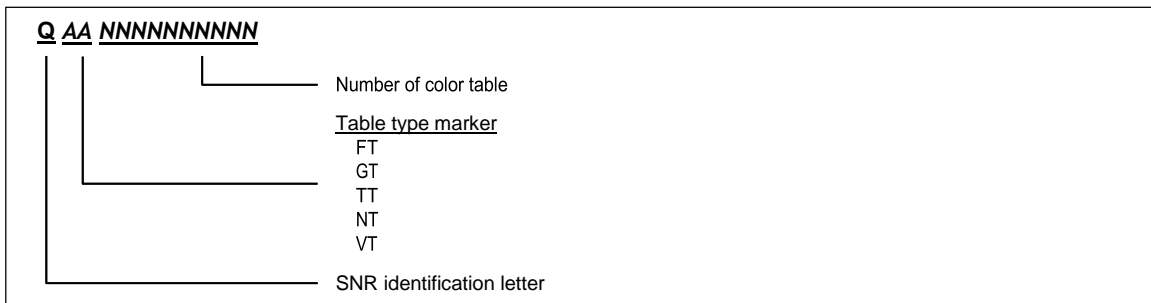
14.2.7 MCC item number for SMART vehicle parts



14.2.8 Color documentation in PDS



14.2.9 Variant table documentation



14.3 Examples of the input and print format

14.3.1 In development:

Entry format / input format																	
KB	Item number																
Q	1	1	1	1	1	2	2	2	2	2	3	3					
01	02	03	04	05	06	07	08	09	10	11	12	13					

Output format / print format																	
KB	Item number																
Q		1	1	1	1	1		2	2	2	2	2		3	3		
01	02	03	04	05	06	07	08	09	10	11	12	13	14	15	16	17	18

Entry format / input format																	
KB	Item number																
Q	E	V	1	1	1	2	2	2	2	2							
01	02	03	04	05	06	07	08	09	10	11	12	13					

Output format / print format																	
KB	Item number																
Q	E	V		1	1	1		2	2	2	2	2					
01	02	03	04	05	06	07	08	09	10	11	12	13	14	15	16	17	18

Entry format / input format																	
KB	Item number																
Q	A	1	1	1	1	1	1	1	1	1	1	1					
01	02	03	04	05	06	07	08	09	10	11	12	13					

Output format / print format																	
KB	Item number																
Q		A	1	1	1	1	1	1	1	1	1	1					
01	02	03	04	05	06	07	08	09	10	11	12	13	14	15	16	17	18

14.3.2 In production:

Entry format / input format																					
KB	Item number													ES1				ES2			
Q	1	1	1	1	1	2	2	2	2	2	3	3	4	4	4	4	5	5	5	5	
01	02	03	04	05	06	07	08	09	10	11	12	13	14	15	16	17	18	19	20	21	

Output format / print format																					
KB	Item number													ES				ES2			
Q		1	1	1	1	1		2	2	2	2	2		3	3			4	4	4	4
01	02	03	04	05	06	07	08	09	10	11	12	13	14	15	16	17	18	19	20	21	22

Entry format / input format																					
KB	Item number													ES1				ES2			
Q	P	1	1	1	1	2	2	2	2	2	2	2	3	3	3	3	4	4	4	4	
01	02	03	04	05	06	07	08	09	10	11	12	13	14	15	16	17	18	19	20	21	

Output format / print format																					
KB	Item number													ES1				ES2			
Q	P		1	1	1	1		2	2	2	.	2	2	2	-	2		3	3	3	3
01	02	03	04	05	06	07	08	09	10	11	12	13	14	15	16	17	18	19	20	21	22

Entry format / input format												
KB	Item number											
Q	E	V	1	1	1	2	2	2	2	2	2	
01	02	03	04	05	06	07	08	09	10	11	12	13

Output format / print format												
KB	Item number											
Q	E	V		1	1	1		2	2	2	2	2
01	02	03	04	05	06	07	08	09	10	11	12	13

Entry format / input format																					
KB	Item number													ES1				ES2			
Q	A	1	1	1	1	1	1	1	1	1	1	1	2	2	2	2	3	3	3	3	
01	02	03	04	05	06	07	08	09	10	11	12	13	14	15	16	17	18	19	20	21	

Output format / print format																					
KB	Item number													ES1				ES2			
Q		A	1	1	1	1	1	1	1	1	1	1					2	2	2	2	
01	02	03	04	05	06	07	08	09	10	11	12	13	14	15	16	17	18	19	20	21	22

14.3.3 Deviating representation in the ET area:

Entry format / input format																									
KB	Item number													ES1		ES2									
Q	1	1	1	1	1	1	1	1	1	1	1	1	1	2	2	3	3	3	3						
01	02	03	04	05	06	07	08	09	10	11	12	13	14	15	16	17	18	19							

KB	Item number																			ES1		ES2				
Q		1	1		1	1	1	1		1	1	1	1	1	1					2	2		3	3	3	3
01	02	03	04	05	06	07	08	09	10	11	12	13	14	15	16	17	18	19	20	21	22	23	24	25	26	

14.3.4 Pseudo filling:

Entry format / input format																			
KB	Item number																		
Q	T	E	X	T															
01	02	03	04	05	06	07	08	09	10	11	12	13	14	15	16	17	18	19	

IMPORTANT
 If no item number is available, the value "QTEXT" must be entered. **In addition**, record type 716/field "Position text 1" must be carried over. The item description is to be provided in this record.

Entry format / input format																			
KB	Item number																		
Q	L	E	E	R	G	U	T												
01	02	03	04	05	06	07	08	09	10	11	12	13	14	15	16	17	18	19	

With the delivery of returned empties, "QLEERGUT" must have the quantity "1" in the "Delivery quantity 1" field.

15 Item number identification letter "R"

© SNR-KB "R" MB raw parts

Purpose:

SNR identification letter R is used to identify raw parts (casting blanks and forging blanks).

Scope:

Raw part item numbers are valid for all areas of the Mercedes-Benz AG, smart and EvoBus brands.

15.1 Display templates

Explanation of the structural representation of the item number:

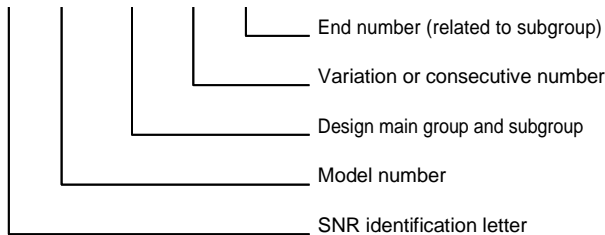
Constant characters are displayed in normal type, and variable occurrences are in italics. Variables indicate:

Character:	Meaning:
<i>A</i>	= <i>only alphabetic characters are permitted</i>
<i>N</i>	= <i>only numeric characters are permitted</i>
<i>X</i>	= <i>alphanumeric characters are permitted</i>

15.2 Documentation/structure of the class identifier:

15.2.1 Raw part item number for design parts with identification letter A

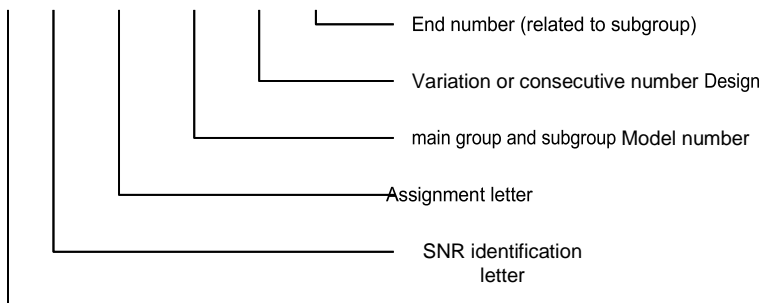
R *NNN* *NNN* *NN* *NN*



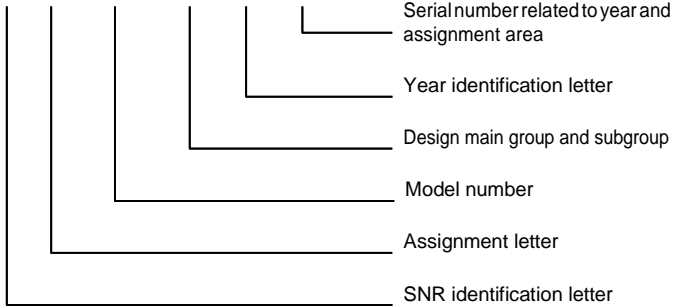
The raw part number differs from the finished part number only by the item number identification letter. If the finished part number is modified, the raw part number remains unchanged if the raw part can still be used.

15.2.2 Raw part item number for design parts with identification letter H

R *XX* *NNN* *NNN* *NN* *NN*



R XX NNN NNN A NNN



Representation of the raw part item number on the basis of a non-series test part item number with year identification letter.

15.3 Examples of the input and print format

Entry format / input format

KB	Item number												ES1				ES2			
R	1	1	1	2	2	2	3	3	4	4			6	6	6	6	7	7	7	7
01	02	03	04	05	06	07	08	09	10	11	12	13	14	15	16	17	18	19	20	21

Output format / print format

KB	Item number																		ES1				ES2				
R		1	1	1		2	2	2		3	3		4	4					6	6	6	6		7	7	7	7
01	02	03	04	05	06	07	08	09	10	11	12	13	14	15	16	17	18	19	20	21	22	23	24	25	26	27	28

Entry format / input format

KB	Item number												ES1				ES2			
R	0	0	1	1	1	2	2	2	3	3	4	4	6	6	6	6	7	7	7	7
01	02	03	04	05	06	07	08	09	10	11	12	13	14	15	16	17	18	19	20	21

Output format / print format

KB	Item number																		ES1				ES2					
R		0	0		1	1	1		2	2	2		3	3		4	4			6	6	6	6		7	7	7	7
01	02	03	04	05	06	07	08	09	10	11	12	13	14	15	16	17	18	19	20	21	22	23	24	25	26	27	28	

15.3.1 Deviating representation of the R identification letter in sales

Entry format / input format

KB	Item number												ES1		ES2			
R	1	1	1	2	2	2	3	3	4	4			5	5	6	6	6	6
01	02	03	04	05	06	07	08	09	10	11	12	13	14	15	16	17	18	19

Output format / print format

KB	Item number																		ES1		ES2					
R		1	1	1		2	2	2		3	3		4	4					5	5			6	6	6	6
01	02	03	04	05	06	07	08	09	10	11	12	13	14	15	16	17	18	19	20	21	22	23	24	25	26	

Note:

With the output/print format, it may happen that four spaces are shown after the KB, followed by the item number. Background: with test item numbers, the assignment identification letter is still in positions 02 and 03.

The input for the entry/input format always occurs without a space between the identification letter and the item number.

16 Item number identification letter "S"

© SNR-KB "S" upholstery raw material

Purpose:

SNR identification letter S is used to identify raw materials for upholstery.

Scope:

Upholstery item numbers are valid for all areas of the Mercedes-Benz AG, smart and EvoBus brands.

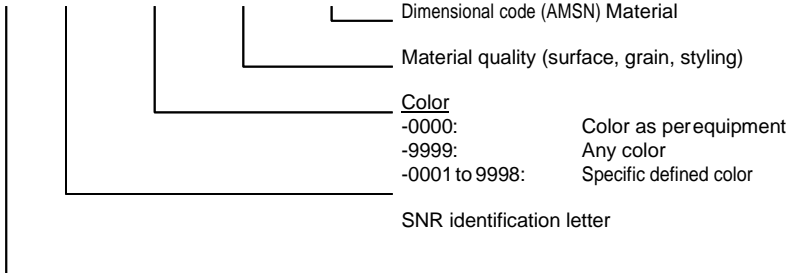
16.1 Display templates

Explanation of the structural representation of the item number:	
Constant characters are displayed in normal type, and variable occurrences are in italics. Variables indicate:	
Character:	Meaning:
<i>N</i>	<i>= only numeric characters are permitted</i>

16.2 Documentation/structure of the class identifier:

16.2.1 Application and classification of upholstery item number

S NNNN NNNN NNNN NNNN



Upholstery material is a general term for fabric coverings used in vehicle interiors.

16.3 Examples of the input and print format

Entry format / input format																
KB	Item number													ES1		
S	1	1	1	1	2	2	2	2	3	3	3	3	4	4	4	4
01	02	03	04	05	06	07	08	09	10	11	12	13	14	15	16	17
Output format / print format																
KB	Item number													ES1		
S	1	1	1	1		2	2	2	2	3	3	3	3			
01	02	03	04	05	06	07	08	09	10	11	12	13	14	15	16	17
															4	4
															4	4
															4	4
															4	4
																4

16.3.1 Deviating representation in the ET area

Entry format / input format

KB	Item number													ES1	
S	1	1	1	1	2	2	2	2	3	3	3	3	4	4	
01	02	03	04	05	06	07	08	09	10	11	12	13	14	15	

Output format / print format

KB	Item number																		ES1	
S		1	1	1	1		2	2	2	2	3	3	3	3					4	4
01	02	03	04	05	06	07	08	09	10	11	12	13	14	15	16	17	18	19	20	21

17 Item number identification letter "T"

© SNR-KB "T" transport equipment

Purpose:

SNR identification letter T is used to identify transport equipment such as material handling equipment, transport aids and load carriers.

Scope:

Transport equipment item numbers are valid for all areas of the Mercedes-Benz vehicle business.

17.1 Display templates

Explanation of the structural representation of the item number:

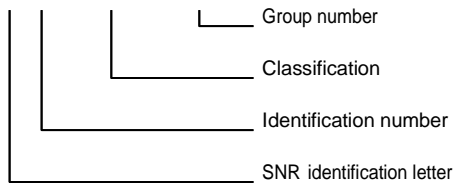
Constant characters are displayed in normal type, and variable occurrences are in italics. Variables indicate:

Character:	Meaning:
<i>N</i>	= <i>only numeric characters are permitted</i>
<i>X</i>	= <i>alphanumeric characters are permitted</i>

17.2 Documentation/structure of the class identifier:

17.2.1 Application and classification of the transport equipment item number

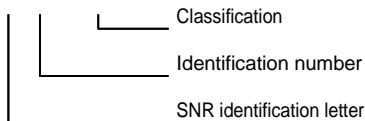
I N NNNNN NNN



Identification number

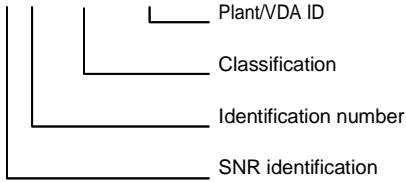
- 1 = continuous conveyor
- 2 = overhead conveyor
- 3 = industrial truck and means of transport
- 4 = crane
- 6 = lifting systems and platforms
- 7 = hoists
- 9 = warehouse equipment

I 5 XNNN



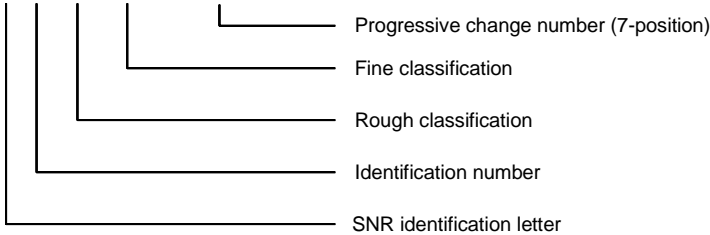
Identification number 5 = load carrier with 4-position progressive change number

T 5 XNNN XXX



Identification number 5 = load carrier (with 5-position progressive change number and 3-position alphanumeric plant or VDA ID)

T 8 NN NN NNNNNNN



Identification number 8 = lifting device

17.3 Examples of the input and print format

New version

Entry format / input format

KB	Item number												
T	5	1	2	2	2								
01	02	03	04	05	06	07	08	09	10	11	12	13	

Output format / print format

KB	Item number																	
T		5	1	2	2	2												
01	02	03	04	05	06	07	08	09	10	11	12	13	14	15	16	17	18	

Plant ID / VDA

Entry format / input format

KB	Item number												
T	5	1	2	2	2	3	3	3					
01	02	03	04	05	06	07	08	09	10	11	12	13	

Output format / print format

KB	Item number																	
T		5	1	2	2	2	3	3	3									
01	02	03	04	05	06	07	08	09	10	11	12	13	14	15	16	17	18	

Entry format / input format

KB	Item number											
T	8	1	1	1	1	2	2	2	2	2	2	2
01	02	03	04	05	06	07	08	09	10	11	12	13

Output format / print format

KB	Item number																
T		8	1	1	1	1	2	2	2	2	2	2					
01	02	03	04	05	06	07	08	09	10	11	12	13	14	15	16	17	18

18 Item number identification letter "U"

© SNR-KB "U" MB raw material

Purpose:

SNR identification letter U is used to identify raw materials and semifinished products.

Scope:

Products and systems at MBC, GSP (Global Service and Parts), EvoBus and VAN and in the Truck Group for the Mercedes-Benz AG and Setra brands.

18.1 Display templates

Explanation of the structural representation of the item number:

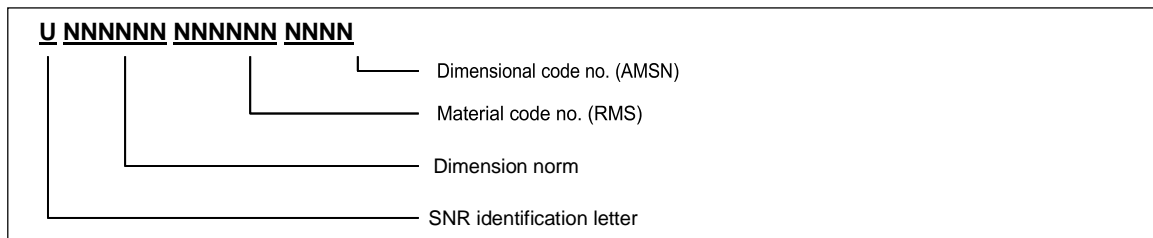
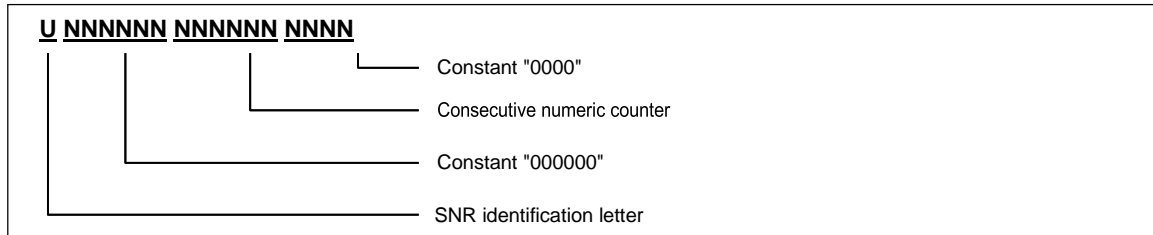
Constant characters are displayed in normal type, and variable occurrences are in italics. Variables indicate:

Character:	Meaning:
<i>N</i>	= <i>only numeric characters are permitted</i>

18.2 Documentation/structure of the class identifier:

18.2.1 Application and classification of the MB raw material item number

The raw material item number identifies a raw material or semifinished product from a defined material, in a specific dimension and, if available, in line with a specific dimension norm.



18.3 Examples of the input and print format

Entry format / input format

KB	Item number													ES1				ES2			
U	1	1	1	1	1	1	2	2	2	2	2	2	3	3	3	3					
01	02	03	04	05	06	07	08	09	10	11	12	13	14	15	16	17	18	19	20	21	

Output format / print format

KB	Item number													ES1				ES2												
U		1	1	1	1	1	1		2	2	2	2	2	2					3	3	3	3								
01	02	03	04	05	06	07	08	09	10	11	12	13	14	15	16	17	18	19	20	21	22	23	24	25	26	27	28			

Entry format / input format

KB	Item number													ES1				ES2			
U	1	1	1	1	1	1	2	2	2	2	2	2	3	3	3	3	4	4	4	4	
01	02	03	04	05	06	07	08	09	10	11	12	13	14	15	16	17	18	19	20	21	

Output format / print format

KB	Item number													ES1				ES2									
U		1	1	1	1	1	1		2	2	2	2	2	2					3	3	3	3		4	4	4	4
01	02	03	04	05	06	07	08	09	10	11	12	13	14	15	16	17	18	19	20	21	22	23	24	25	26	27	28

19 Item number identification letter "V"

© SNR-KB "V" test parts list

Purpose:

SNR identification letter V is used to identify test parts lists.

Scope:

Test parts lists may only be used in the Mercedes-Benz AG development areas.

19.1 Display templates

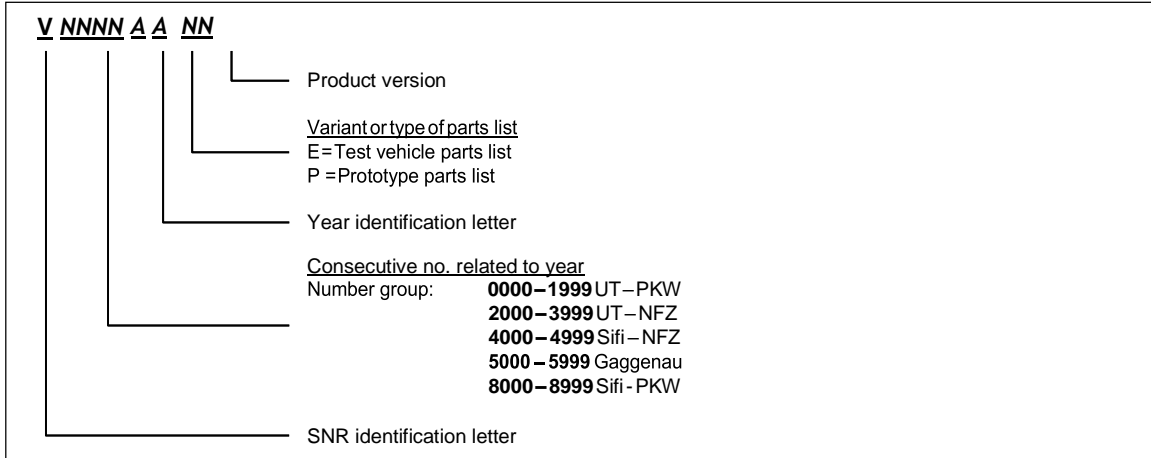
Explanation of the structural representation of the item number:

Constant characters are displayed in normal type, and variable occurrences are in italics. Variables indicate:

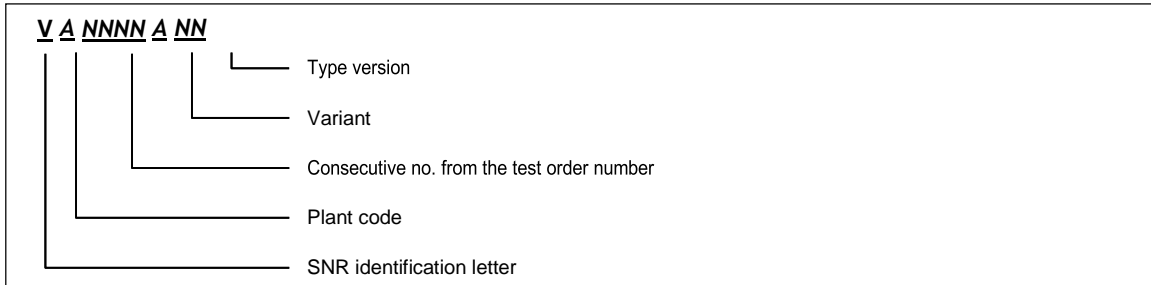
Character:	Meaning:
A	= <i>only alphabetic characters are permitted</i>
N	= <i>only numeric characters are permitted</i>

19.2 Documentation/structure of the class identifier:

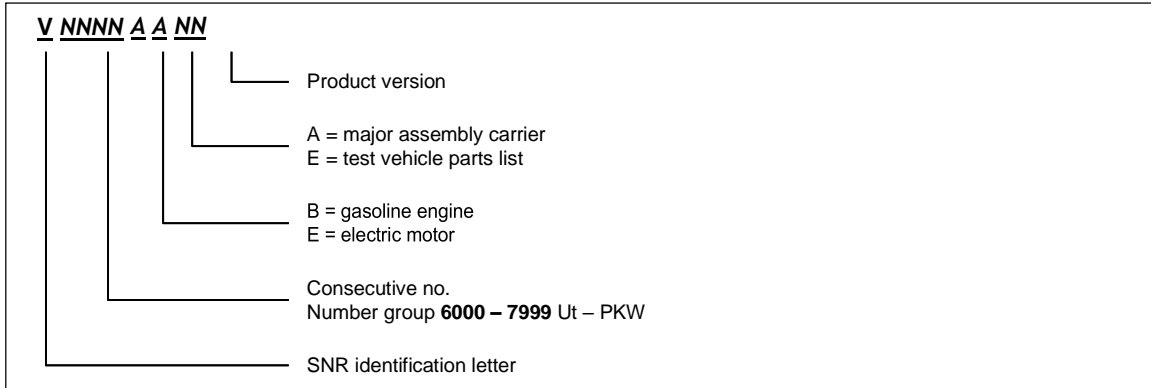
19.2.1 Test parts list based on a test order



19.2.2 Test parts list based on a purchase requisition from a Mercedes-Benz AG plant



19.2.3 Test parts list based on advanced design scopes



19.3 Examples of the input and print format

19.3.1 In development:

Entry format / input format

KB	Item number												
V	1	1	1	1	2	3	4	4					
01	02	03	04	05	06	07	08	09	10	11	12	13	

Output format / print format

KB	Item number																	
V		1	1	1	1	2	.	3	/	4	4							
01	02	03	04	05	06	07	08	09	10	11	12	13	14	15	16	17	18	

Entry format / input format

KB	Item number												
V	1	2	2	2	2	3	4	4					
01	02	03	04	05	06	07	08	09	10	11	12	13	

Output format / print format

KB	Item number																	
V		1	2	2	2	2	.	3	/	4	4							
01	02	03	04	05	06	07	08	09	10	11	12	13	14	15	16	17	18	

Entry format / input format													
KB	Item number												
V	1	1	1	1	1	1	2	2	3	3	4	4	
01	02	03	04	05	06	07	08	09	10	11	12	13	

Output format / print format																	
KB	Item number																
V		1	1	1	1	1	.	1	/	2	2	/	3	3	/	4	4
01	02	03	04	05	06	07	08	09	10	11	12	13	14	15	16	17	18

19.3.2 In production:

Entry format / input format													
KB	Item number												
V	1	1	1	1	2	3	4	4					
01	02	03	04	05	06	07	08	09	10	11	12	13	

Output format / print format																	
KB	Item number																
V		1	1	1	1	2	.	3	/	4	4						
01	02	03	04	05	06	07	08	09	10	11	12	13	14	15	16	17	18

Entry format / input format													
KB	Item number												
V	1	2	2	2	2	3	4	4					
01	02	03	04	05	06	07	08	09	10	11	12	13	

Output format / print format																	
KB	Item number																
V		1	2	2	2	2	.	3	/	4	4						
01	02	03	04	05	06	07	08	09	10	11	12	13	14	15	16	17	18

Entry format / input format													
KB	Item number												
V	1	1	1	1	1	1	2	2	3	3	4	4	
01	02	03	04	05	06	07	08	09	10	11	12	13	

Output format / print format																	
KB	Item number																
V		1	1	1	1	1	.	1	/	2	2	/	3	3	/	4	4
01	02	03	04	05	06	07	08	09	10	11	12	13	14	15	16	17	18

20 Item number identification letter "X"

© SNR-KB "X" Unimog old, HHF and NED item numbers

Purpose:

SNR identification letter X identifies the following:

- Unimog and HHF design parts (old designation)
- Design parts from HHF production
- Component item numbers
- Assembly variant item numbers
- NED combination item numbers
- Placeholder parts lists
- Service item numbers
- Unspecified assemblies identified.

Scope:

Unimog and HHF item numbers are valid in all areas of the Mercedes-Benz vehicle business, but may no longer be assigned new numbers.

Component item numbers, assembly variant item numbers, NED combination item numbers, service item numbers and placeholder parts lists are valid only for "new production documentation" in the Truck Group.

Unspecified assembly item numbers are valid only for "new product documentation" in MBC.

20.1 Display templates

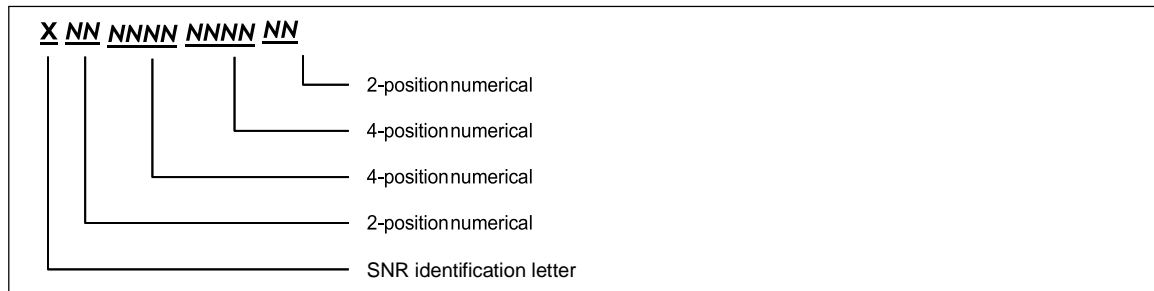
Explanation of the structural representation of the item number:

Constant characters are displayed in normal type, and variable occurrences are in italics. Variables indicate:

Character:	Meaning:
<i>A</i>	= <i>only alphabetic characters are permitted</i>
<i>N</i>	= <i>only numeric characters are permitted</i>
<i>X</i>	= <i>alphanumeric characters are permitted</i>

20.2 Documentation/structure of the class identifier:

20.2.1 X item numbers for legacy products



20.2.2 Item numbers in the Truck Group

20.2.2.1 Component variants

X NNN NNNNNN

Serial no.

Component type
 002 = man. transmission
 003 = aut. transmission
 004 = 1st rear axle
 005 = 2nd rear axle
 006 = 1st front axle
 007 = 2nd front axle
 008 = Multiple rear axle
 009 = Engine
 010 = Engine and transmission mounted
 011 = Transfer case
 012 = Platform
 013 = Tipper
 014 = Cab
 015 = Steering
 016 = Partial cab/base
 017 = Cab body shell
 018 = Cab interior design

SNR identification letter

Component variant item numbers for components with additive NED documentation are handled using the SNR identification letter X. (Component variant item numbers for components with additive/subtractive documentation are identified with the identical item number structure under SNR-KB C.)

20.2.2.2 Delivery scope variant

X K L NN NNNNNN

Serial no.

Design group

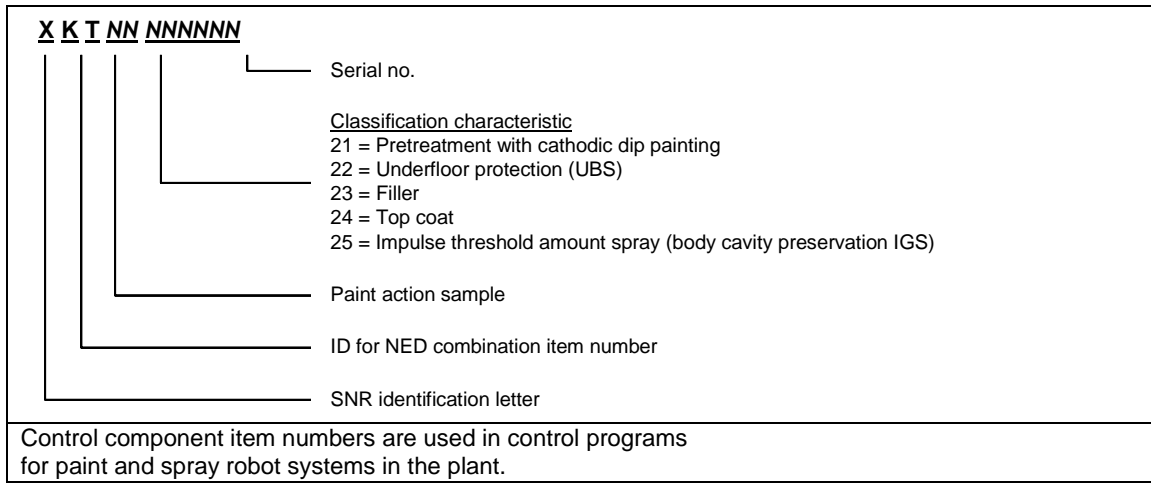
Delivery scope variant

ID for NED combination item number

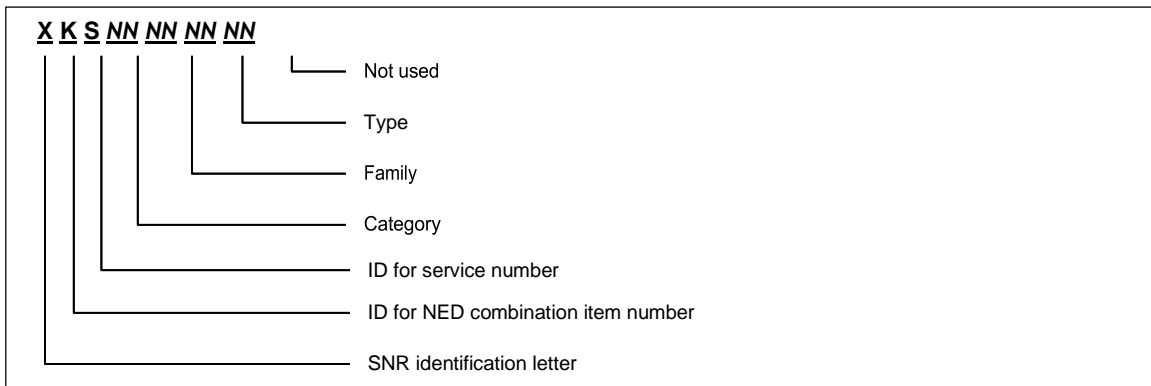
SNR identification letter

Delivery scope item numbers for complex assemblies such as single seats, bench seats and wiring harness modules from one supplier.

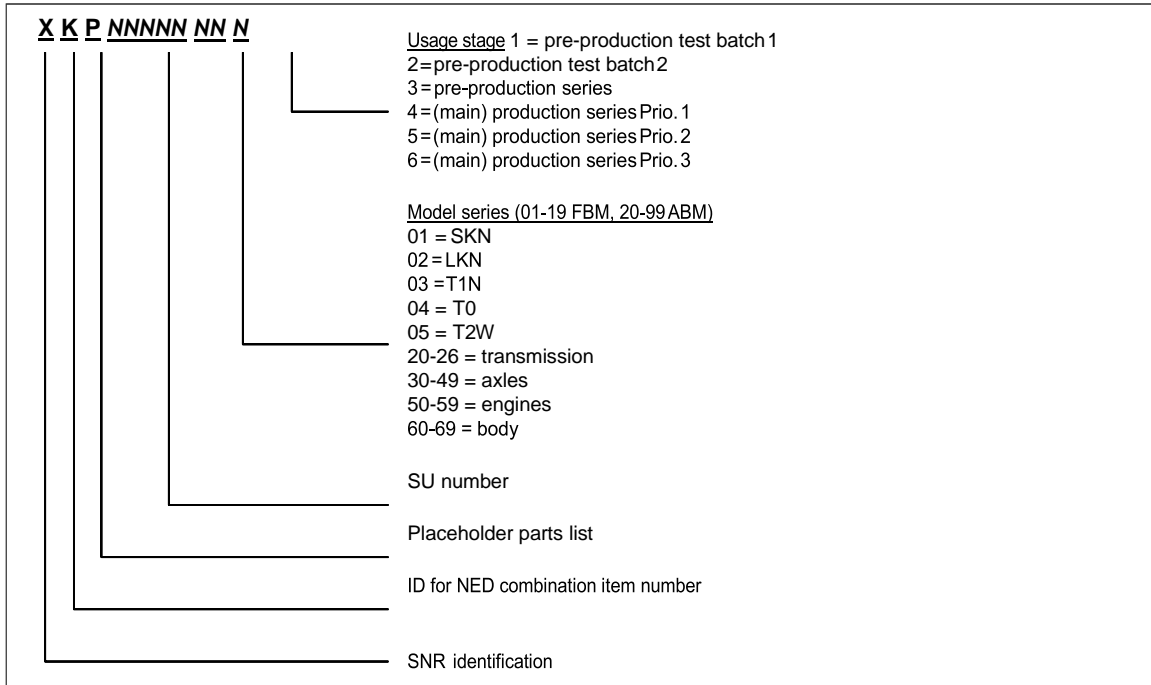
20.2.2.3 Control components



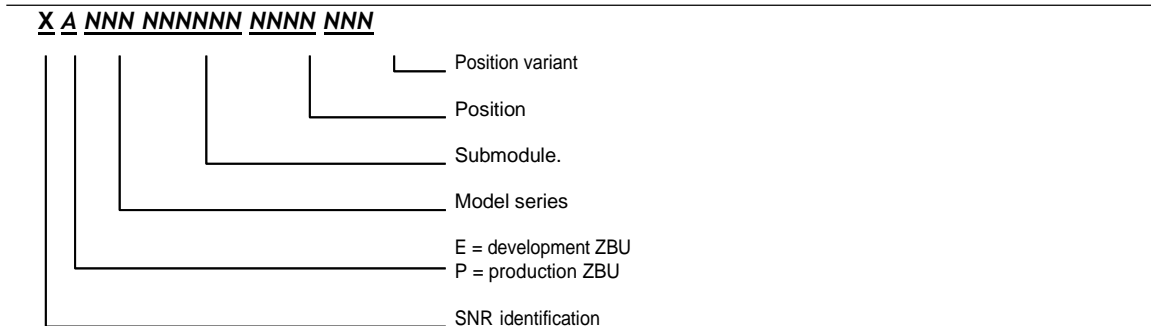
20.2.2.4 Service item number



20.2.2.5 Placeholder parts list



20.2.3 Mercedes Cars item numbers (ZBU number)



The ZBU number is used to identify so-called "unspecified assemblies" (ZBU) in the Passenger Car area.

20.3 Examples of the input and print format

20.3.1 In development:

Entry format / input format													
KB	Item number												
X	1	1	2	2	2	2	3	3	3	3	4	4	
01	02	03	04	05	06	07	08	09	10	11	12	13	

Output format / print format																	
KB	Item number																
X			1	1	.	2	2	2	2	.	3	3	3	3	-	4	4
01	02	03	04	05	06	07	08	09	10	11	12	13	14	15	16	17	18

Entry format / input format

KB	Item number													ES1				ES2			
X	E	1	1	1			2	2	2	2	2	2	2	5	5	5	5	6	6	6	
01	02	03	04	05	06	07	08	09	10	11	12	13	14	15	16	17	18	19	20	21	

Output format / print format

KB	Item number													ES1				ES2									
X	E		1	1	1					2	2	2	2	2	2			5	5	5	5	6	6	6			
01	02	03	04	05	06	07	08	09	10	11	12	13	14	15	16	17	18	19	20	21	22	23	24	25	26	27	28

Entry format / input format

KB	Item number													ES1				ES2			
X	E	1	1	1	1		2	2	2	2	2	2	2	5	5	5	5	6	6	6	
01	02	03	04	05	06	07	08	09	10	11	12	13	14	15	16	17	18	19	20	21	

Output format / print format

KB	Item number													ES1				ES2									
X	E		1	1	1	.	1			2	2	2	2	2	2			5	5	5	5	6	6	6			
01	02	03	04	05	06	07	08	09	10	11	12	13	14	15	16	17	18	19	20	21	22	23	24	25	26	27	28

Entry format / input format

KB	Item number													ES1				ES2			
X	E	1	1	1	1	1	2	2	2	2	2	2	2	5	5	5	5	6	6	6	
01	02	03	04	05	06	07	08	09	10	11	12	13	14	15	16	17	18	19	20	21	

Output format / print format

KB	Item number													ES1				ES2									
X	E		1	1	1	.	1	1		2	2	2	2	2	2			5	5	5	5	6	6	6			
01	02	03	04	05	06	07	08	09	10	11	12	13	14	15	16	17	18	19	20	21	22	23	24	25	26	27	28

Entry format / input format

KB	Item number													ES1				ES2			
X	P	1	1	1			2	2	2	2	2	2	2	5	5	5	5	6	6	6	
01	02	03	04	05	06	07	08	09	10	11	12	13	14	15	16	17	18	19	20	21	

Output format / print format

KB	Item number													ES1				ES2									
X	P		1	1	1					2	2	2	2	2	2			5	5	5	5	6	6	6			
01	02	03	04	05	06	07	08	09	10	11	12	13	14	15	16	17	18	19	20	21	22	23	24	25	26	27	28

Entry format / input format

KB	Item number													ES1				ES2		
X	P	1	1	1	1		2	2	2	2	2	2	5	5	5	5	6	6	6	
01	02	03	04	05	06	07	08	09	10	11	12	13	14	15	16	17	18	19	20	21

Output format / print format

KB	Item number																		ES1				ES2				
X	P		1	1	1	.	1			2	2	2	2	2	2				5	5	5	5		6	6	6	
01	02	03	04	05	06	07	08	09	10	11	12	13	14	15	16	17	18	19	20	21	22	23	24	25	26	27	28

Entry format / input format

KB	Item number													ES1				ES2		
X	P	1	1	1	1	1	2	2	2	2	2	2	5	5	5	5	6	6	6	
01	02	03	04	05	06	07	08	09	10	11	12	13	14	15	16	17	18	19	20	21

Output format / print format

KB	Item number																		ES1				ES2				
X	P		1	1	1	.	1	1		2	2	2	2	2	2				5	5	5	5		6	6	6	
01	02	03	04	05	06	07	08	09	10	11	12	13	14	15	16	17	18	19	20	21	22	23	24	25	26	27	28

Entry format / input format

KB	Item number											
X	C	1	1	1	2	2	2	2	2	2		
01	02	03	04	05	06	07	08	09	10	11	12	13

Output format / print format

KB	Item number												
X	C		1	1	1		2	2	2	2	2	2	
01	02	03	04	05	06	07	08	09	10	11	12	13	14

20.3.2 In production:

Entry format / input format

KB	Item number													ES1				ES2		
X	1	1	2	2	2	2	3	3	3	3	4	4	5	5	5	5				
01	02	03	04	05	06	07	08	09	10	11	12	13	14	15	16	17	18	19	20	21

Output format / print format

KB	Item number																		ES1				ES2				
X			1	1	.	2	2	2	2	.	3	3	3	3	-	4	4		5	5	5	5					
01	02	03	04	05	06	07	08	09	10	11	12	13	14	15	16	17	18	19	20	21	22	23	24	25	26	27	28

Entry format / input format

KB	Item number												ES1				ES2			
X	0	1	1	2	2	2	2	2	2				5	5	5	5	6	6	6	6
01	02	03	04	05	06	07	08	09	10	11	12	13	14	15	16	17	18	19	20	21

Output format / print format

KB	Item number																		ES1				ES2				
X			0	1	1	2	2	2	2	2	2							5	5	5	5		6	6	6	6	
01	02	03	04	05	06	07	08	09	10	11	12	13	14	15	16	17	18	19	20	21	22	23	24	25	26	27	28

Entry format / input format

KB	Item number												ES1				ES2			
X	E	1	1	1			2	2	2	2	2	2	5	5	5	5	6	6	6	
01	02	03	04	05	06	07	08	09	10	11	12	13	14	15	16	17	18	19	20	21

Output format / print format

KB	Item number																		ES1				ES2				
X	E		1	1	1					2	2	2	2	2	2			5	5	5	5		6	6	6		
01	02	03	04	05	06	07	08	09	10	11	12	13	14	15	16	17	18	19	20	21	22	23	24	25	26	27	28

XXXX

Entry format / input format

KB	Item number												ES1				ES2			
X	E	1	1	1	1		2	2	2	2	2	2	5	5	5	5	6	6	6	
01	02	03	04	05	06	07	08	09	10	11	12	13	14	15	16	17	18	19	20	21

Output format / print format

KB	Item number																		ES1				ES2				
X	E		1	1	1	.	1			2	2	2	2	2	2			5	5	5	5		6	6	6		
01	02	03	04	05	06	07	08	09	10	11	12	13	14	15	16	17	18	19	20	21	22	23	24	25	26	27	28

Entry format / input format

KB	Item number												ES1				ES2			
X	E	1	1	1	1	1	2	2	2	2	2	2	5	5	5	5	6	6	6	
01	02	03	04	05	06	07	08	09	10	11	12	13	14	15	16	17	18	19	20	21

Output format / print format

KB	Item number																		ES1				ES2				
X	E		1	1	1	.	1	1		2	2	2	2	2	2			5	5	5	5		6	6	6		
01	02	03	04	05	06	07	08	09	10	11	12	13	14	15	16	17	18	19	20	21	22	23	24	25	26	27	28

Entry format / input format

KB	Item number													ES1				ES2		
X	P	1	1	1			2	2	2	2	2	2	2	5	5	5	5	6	6	6
01	02	03	04	05	06	07	08	09	10	11	12	13	14	15	16	17	18	19	20	21

Output format / print format

KB	Item number													ES1				ES2									
X	P		1	1	1				2	2	2	2	2	2				5	5	5	5	6	6	6			
01	02	03	04	05	06	07	08	09	10	11	12	13	14	15	16	17	18	19	20	21	22	23	24	25	26	27	28

Entry format / input format

KB	Item number													ES1				ES2		
X	P	1	1	1	1		2	2	2	2	2	2	2	5	5	5	5	6	6	6
01	02	03	04	05	06	07	08	09	10	11	12	13	14	15	16	17	18	19	20	21

Output format / print format

KB	Item number													ES1				ES2									
X	P		1	1	1	.	1		2	2	2	2	2	2				5	5	5	5	6	6	6			
01	02	03	04	05	06	07	08	09	10	11	12	13	14	15	16	17	18	19	20	21	22	23	24	25	26	27	28

Entry format / input format

KB	Item number													ES1				ES2		
X	P	1	1	1	1	1	2	2	2	2	2	2	2	5	5	5	5	6	6	6
01	02	03	04	05	06	07	08	09	10	11	12	13	14	15	16	17	18	19	20	21

Output format / print format

KB	Item number													ES1				ES2									
X	P		1	1	1	.	1	1	2	2	2	2	2	2				5	5	5	5	6	6	6			
01	02	03	04	05	06	07	08	09	10	11	12	13	14	15	16	17	18	19	20	21	22	23	24	25	26	27	28

Entry format / input format

KB	Item number													ES1				ES2			
X	C	1	1	1	2	2	2	2	2	2				5	5	5	5	6	6	6	6
01	02	03	04	05	06	07	08	09	10	11	12	13	14	15	16	17	18	19	20	21	

Output format / print format

KB	Item number													ES1				ES2									
X	C		1	1	1		2	2	2	2	2	2						5	5	5	5	6	6	6	6		
01	02	03	04	05	06	07	08	09	10	11	12	13	14	15	16	17	18	19	20	21	22	23	24	25	26	27	28

20.3.3 In the ET area:

Entry format / input format													
KB	Item number												
X	1	1	2	2	2	2	3	3	3	3	4	4	
01	02	03	04	05	06	07	08	09	10	11	12	13	

Output format / print format																	
KB	Item number																
X			1	1	.	2	2	2	2	.	3	3	3	3	-	4	4
01	02	03	04	05	06	07	08	09	10	11	12	13	14	15	16	17	18

Entry format / input format																			
KB	Item number													ES1		ES2			
X	0	1	1	2	2	2	2	2	2					5	5	6	6	6	6
01	02	03	04	05	06	07	08	09	10	11	12	13	14	15	16	17	18	19	

Output format / print format																										
KB	Item number																		ES1		ES2					
X			0	1	1		2	2	2	2	2	2								5	5		6	6	6	6
01	02	03	04	05	06	07	08	09	10	11	12	13	14	15	16	17	18	19	20	21	22	23	24	25	26	

Entry format / input format																			
KB	Item number													ES1		ES2			
X	C	1	1	1	2	2	2	2	2	2				5	5	6	6	6	6
01	02	03	04	05	06	07	08	09	10	11	12	13	14	15	16	17	18	19	

Output format / print format																										
KB	Item number																		ES1		ES2					
X	C		1	1	1		2	2	2	2	2	2								5	5		6	6	6	6
01	02	03	04	05	06	07	08	09	10	11	12	13	14	15	16	17	18	19	20	21	22	23	24	25	26	

21 Item number identification letter "Y"

© SNR-KB "Y" test materials

Purpose:

SNR identification letter Y is used to document test material and aids for specifying the form.

Scope:

Test material item numbers are valid in all areas of the Mercedes-Benz vehicle business.

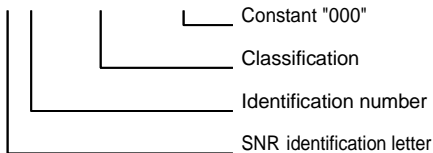
21.1 Display templates

Explanation of the structural representation of the item number:	
Constant characters are displayed in normal type, and variable occurrences are in italics. Variables indicate:	
Character:	Meaning:
<i>N</i>	= <i>only numeric characters are permitted</i>
<i>X</i>	= <i>alphanumeric characters are permitted</i>

21.2 Documentation/structure of the class identifier:

21.2.1 Classification code for inventory

Y 1 NNNNN NNN

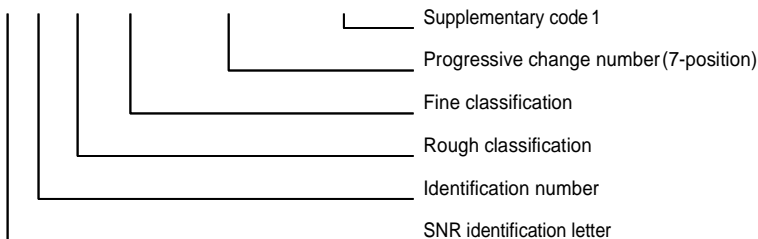


Identification number 1 = test benches, testing machines, test stations

21.2.2 Test material item numbers

21.2.2.1 Identification numbers 2, 3, 7, 9

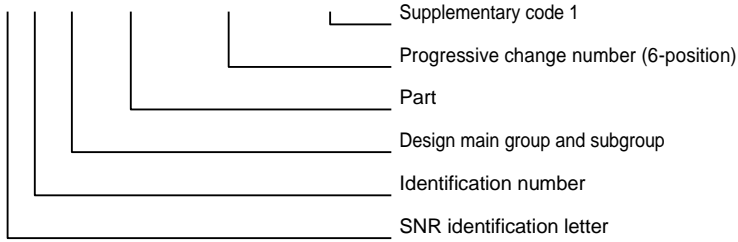
Y N NN NN NNNNNNN XNNN



Identification number
2 = Test items
3 = Test devices classified by process
7 = Electrical/electronic component parts, assemblies and devices
9 = Auxiliary production equipment for form definition

21.2.2.2 Identification numbers 4, 6

Y N NN NNN NNNNNN XNNN



Identification number

4 = Test devices classified by product

6 = Test items classified by product

21.3 Examples of the input and print format

Entry format / input format

KB	Item number													ES1				ES2			
Y	1	1	1	1	1	2	2	2	2	2	2	2	2	3	3	3	3				
01	02	03	04	05	06	07	08	09	10	11	12	13	14	15	16	17	18	19	20	21	

Output format / print format

KB	Item number																		ES1				ES2				
Y	1		1	1	1	1		2	2	2	2	2	2	2					3	3	3	3					
01	02	03	04	05	06	07	08	09	10	11	12	13	14	15	16	17	18	19	20	21	22	23	24	25	26	27	28

Entry format / input format

KB	Item number													ES1				ES2			
Y	2	1	1	1	1	2	2	2	2	2	2	2	2	3	3	3	3				
01	02	03	04	05	06	07	08	09	10	11	12	13	14	15	16	17	18	19	20	21	

Output format / print format

KB	Item number																		ES1				ES2				
Y	2		1	1	1	1		2	2	2	2	2	2	2					3	3	3	3					
01	02	03	04	05	06	07	08	09	10	11	12	13	14	15	16	17	18	19	20	21	22	23	24	25	26	27	28

Entry format / input format

KB	Item number													ES1				ES2			
Y	3	1	1	1	1	2	2	2	2	2	2	2	3	3	3	3					
01	02	03	04	05	06	07	08	09	10	11	12	13	14	15	16	17	18	19	20	21	

Output format / print format

KB	Item number													ES1				ES2											
Y	3		1	1	1	1		2	2	2	2	2	2					3	3	3	3								
01	02	03	04	05	06	07	08	09	10	11	12	13	14	15	16	17	18	19	20	21	22	23	24	25	26	27	28		

Entry format / input format

KB	Item number													ES1				ES2			
Y	4	1	1	1	1	1	2	2	2	2	2	2	3	3	3	3					
01	02	03	04	05	06	07	08	09	10	11	12	13	14	15	16	17	18	19	20	21	

Output format / print format

KB	Item number													ES1				ES2											
Y	4		1	1	1		1	1		2	2	2	2	2	2			3	3	3	3								
01	02	03	04	05	06	07	08	09	10	11	12	13	14	15	16	17	18	19	20	21	22	23	24	25	26	27	28		

Entry format / input format

KB	Item number													ES1				ES2			
Y	6	1	1	1	1	1	2	2	2	2	2	2	3	3	3	3					
01	02	03	04	05	06	07	08	09	10	11	12	13	14	15	16	17	18	19	20	21	

Output format / print format

KB	Item number													ES1				ES2											
Y	6		1	1	1		1	1		2	2	2	2	2	2			3	3	3	3								
01	02	03	04	05	06	07	08	09	10	11	12	13	14	15	16	17	18	19	20	21	22	23	24	25	26	27	28		

Entry format / input format

KB	Item number													ES1				ES2			
Y	7	1	1	1	1	2	2	2	2	2	2	2	3	3	3	3					
01	02	03	04	05	06	07	08	09	10	11	12	13	14	15	16	17	18	19	20	21	

Output format / print format

KB	Item number													ES1				ES2											
Y	7		1	1	1	1		2	2	2	2	2	2					3	3	3	3								
01	02	03	04	05	06	07	08	09	10	11	12	13	14	15	16	17	18	19	20	21	22	23	24	25	26	27	28		

Entry format / input format

KB	Item number												ES1				ES2			
Y	9	1	1	1	1	2	2	2	2	2	2	2	3	3	3	3				
01	02	03	04	05	06	07	08	09	10	11	12	13	14	15	16	17	18	19	20	21

Output format / print format

KB	Item number																		ES1				ES2				
Y	9		1	1	1	1		2	2	2	2	2	2					3	3	3	3						
01	02	03	04	05	06	07	08	09	10	11	12	13	14	15	16	17	18	19	20	21	22	23	24	25	26	27	28

22 Item number identification letter “Z”

© SNR-KB "Z" parts list number

Purpose:

SNR identification letter Z is used to identify parts lists.

Scope:

The parts list numbers are valid in all areas of the Mercedes-Benz brand and at licensees. Test and time parts lists, as well as parts lists for open sampling content, are used only in the Truck Group.


22.1 Display templates

Explanation of the structural representation of the item number:	
Constant characters are displayed in normal type, and variable occurrences are in italics. Variables indicate:	
Character:	Meaning:
<i>A</i>	= <i>only alphabetic characters are permitted</i>
<i>N</i>	= <i>only numeric characters are permitted</i>


22.2 Documentation/structure of the class identifier:

22.2.1 Parts lists with parts positions

22.2.1.1 Parts list number structure

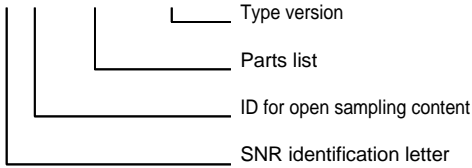


22.2.1.2 Parts list number structure for licensees



22.2.1.3 Parts lists for open sampling content

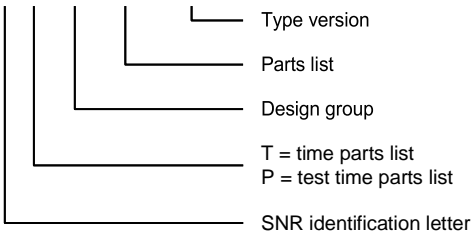
Z U NNNNN NN



The first position of the parts list number range is always "U".

22.2.1.4 Time parts lists (parts lists without parts positions)

Z A KK NNN NN



22.3 Examples of the input and print format

22.3.1 In development:

Entry format / input format													
KB	Item number												
Z	1	1	1	2	2	2	3	3					
01	02	03	04	05	06	07	08	09	10	11	12	13	

Output format / print format																	
KB	Item number																
Z		1	1	1	.	2	2	2	/	3	3						
01	02	03	04	05	06	07	08	09	10	11	12	13	14	15	16	17	18

22.3.2 In production:

Entry format / input format																				
KB	Item number													ES1 KGU L			ES2			
Z	1	1	1	2	2	2	3	3					1	2	3	L				
01	02	03	04	05	06	07	08	09	10	11	12	13	14	15	16	17	18	19	20	21

Output format / print format																												
KB	Item number																	ES1 KGU L			ES2							
Z		1	1	1	.	2	2	2	/	3	3							1	2	3	L							
01	02	03	04	05	06	07	08	09	10	11	12	13	14	15	16	17	18	19	20	21	22	23	24	25	26	27	28	

23 Glossary

Explanation of other abbreviations:

Abbreviation	Meaning	Other information/comments
A		
ABR	Component model series	
ABM	Component models	
AGV	Component variants	
AMSN	Dimensional code	With raw material and upholstery material item numbers, ES1 must contain the valid dimensional code
B		
BM-HU	Main model scopes	
C		
CKD	Completely Knocked Down	General description for a type of vehicle production in which kits are manufactured instead of complete vehicles for export to individual countries
CTT	Custom Trailored Trucks	
D		
DMU	Digital mock-up	Digital construction of a vehicle or component
E		
ET	Replacement parts/replacement parts department	
ET-ES1	Replacement part supplementary code 1	Utilization with the supplementary code. If only one PES1 is shown, the ET-ES1 must be filled with zeros.
F		
FBR	Vehicle model series	
FBM	Vehicle model	
G		
GSP	Global Service and Parts	
H		
HHF	Hanomag-Henschel Fahrzeugwerke GmbH	
I		
IET	Maintenance replacement parts	
IMO (+/-) Doc.	Industrial engines	
J		
K		
KZ	Identification number	Occurs in SNR-KB: B, F, J, T, X and Y

KGU	Design subgroup	
L		
M		
MB	Mercedes Benz	
MBA	Mercedes-Benz Argentina	
MBB	Mercedes-Benz Brazil	
MBC	Mercedes-Benz Cars	Dialog guideline XXXX
MFTBC	Mitsubishi Fuso Truck and Bus Corporation	
N		
NFZ	Commercial Vehicles	
NPD	New product documentation	Corresponding documentation: NED specifications V019E010
O		
P		
PDS	Product documentation system	The system is called PDS. PDS is an offshoot of EDS, with which schedules can be controlled as well (production implementation notice).
PPL	Production program planning (PPP)	The system is called PPL
Q		
R		
S		
SNR	Item number	
SRM	Item number research management system	The system is called SRM. SRM can be used to administer item numbers
SU	Parts list scope	
T		
TG	Truck Group	Legacy terminology. Meanwhile referred to as "Mercedes-Benz Trucks"
U		
V		
W		
X		
Y		
Z		
ZBU	Unspecified assemblies	
ZBV	Assembly variant item numbers	