


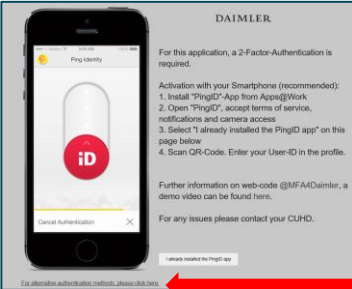
4 steps to use MFA4Daimler with your Hardware security key – e.g. Yubikey

1 Start your application, login first using the corporate password

Start application or website. Use the corporate password.



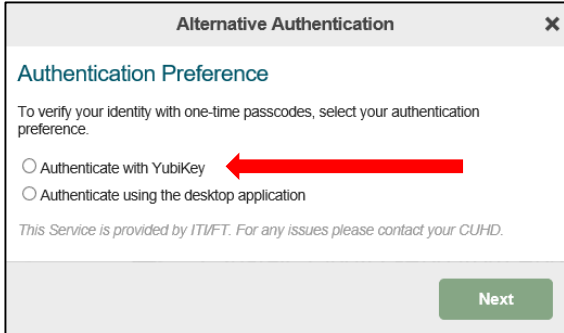
For activation with your desktop click on the underlined text.



Click on the link: „For alternative authentication methods, ...“

2 Choose Yubikey as Authentication Option


Choose: „Authenticate with Yubikey.“ Click „Next“.



Hint:
1) Please ensure your browser/platform supports this method of authentication
2) Please ensure you are using a Yubikey which is suitable for your device (e.g. USB-A, USB-C, NFC, BLE, ...)

3 Plug the Yubikey into one USB Slot / Place it near your device for NFC or BLE


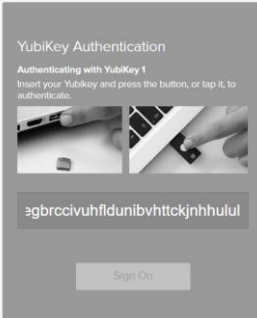
Touch the button or the contact of the Yubikey. A random code is generated. The confirmation of the field „Authenticating“ is usually happening automatically.



The activation is finished with this step.

4 Use MFA Authentication with Yubikey

Whenever your application requires a MFA authentication you will be prompted by PingID to use your Yubikey. Press its button or contact to confirm.



MFA4Daimler: Your key to confidential data